



THE **LOUNGE** COLLECTION

---

# Contents

03	INTRODUCTION
04	AMESBURY
07	AUSTEN
10	BERGEN
12	ELLIS
15	HARDY
18	HARPER
21	HATTON
24	HURST
27	JACKSON
30	LAURIE
33	LUND
35	MALMO
37	MONZA
40	OSLO
42	RILEY
45	SEATTLE
48	THORNBURY
51	WASHINGTON



## THE LOUNGE COLLECTION

---





# Lounge

## NEXT GENERATION COMFORT FOR RELAXED, CONTEMPORARY LIVING

---

Subtle details and stylish clean lines, without compromising on comfort.

A deeper and softer sit, allowing you to curl up and relax into the generous cushions.

Modern living with corner, chaise-end and modular sofas and innovative recliner features for the ultimate in indulgent comfort.

Create a style statement in your choice of cover from a contemporary palette of buttery soft leathers to beautiful textured fabric weaves.

Built to last with high quality materials and fillings, our Lounge range also caters for family living including USB charging options and 'worry free', easy to clean fabrics.







3 Seater Sofa and Armchair shown in Maddox Olive.



AMESBURY

EXCLUSIVELY AT







AMESBURY

Power Recliner Chair with Headrest & Lumbar with Heat shown in Maddox Olive.

EXCLUSIVELY AT

Furniture  
Village





## AMESBURY

With curved padded Arms and tall luxurious Back Cushions, Amesbury allows for deep relaxation. Innovative design with the option of additional Headrest and Lumbar support for customised comfort on Power Units. Turn the heat up - Amesbury has the option to add in a Heated Seat!

AVAILABLE IN FABRIC AND LEATHER.

Amesbury is available in the following models:



ARMCHAIR  
(AVAILABLE WITH HEAT)



RECLINER ARMCHAIR  
(MANUAL/POWER/HEADREST & LUMBAR AVAILABLE)



RECLINER ARMCHAIR WITH HEAT  
(MANUAL/POWER/HEADREST & LUMBAR AVAILABLE)



2 SEATER SOFA  
(AVAILABLE WITH HEAT)



2 SEATER DOUBLE RECLINER SOFA  
(MANUAL/POWER/HEADREST & LUMBAR AVAILABLE)



2 SEATER DOUBLE RECLINER SOFA WITH HEAT  
(MANUAL/POWER/HEADREST & LUMBAR AVAILABLE)



3 SEATER SOFA  
(AVAILABLE WITH HEAT)



3 SEATER DOUBLE RECLINER SOFA  
(MANUAL/POWER/HEADREST & LUMBAR AVAILABLE)



3 SEATER DOUBLE RECLINER SOFA WITH HEAT  
(MANUAL/POWER/HEADREST & LUMBAR AVAILABLE)



FOOTSTOOL



STORAGE FOOTSTOOL

	H	D	W	Seat Height	Seat Depth	Seat Width	Clearance needed for full recline
All dimensions in mm/inches							
<b>Armchair</b> (Heat Option Available)	1010/39.8	1040/41.0	1030/40.6	510/20.0	540/21.3	470/18.5	-
<b>Recliner Armchair</b> (Manual/Power/Heat/Headrest & Lumbar Options Available)	1010/39.8	1040/41.0	1030/40.6	510/20.0	540/21.3	470/18.5	80/3.3
<b>2 Seater Sofa</b> (Heat Option Available)	1010/39.8	1040/41.0	1760/69.3	510/20.0	540/21.3	1200/47.2	-
<b>2 Seater Double Recliner Sofa</b> (Manual/Power/Heat/Headrest & Lumbar Options Available)	1010/39.8	1040/41.0	1760/69.3	510/20.0	540/21.3	1200/47.2	80/3.3
<b>3 Seater Sofa</b> (Heat Option Available)	1010/39.8	1040/41.0	2060/81.1	510/20.0	540/21.3	1500/59.1	-
<b>3 Seater Double Recliner Sofa</b> (Manual/Power/Heat/Headrest & Lumbar Options Available)	1010/39.8	1040/41.0	2060/81.1	510/20.0	540/21.3	1500/59.1	80/3.3
<b>Footstool</b>	420/16.5	560/22.0	710/28.0	-	-	-	-
<b>Storage Footstool</b>	420/16.5	560/22.0	710/28.0	-	-	-	-

All measurements are approximate and relate to the overall size of the item, including soft arm cushions where fitted and back cushions. All recliner furniture is supplied on fixed feet. Recliners are available in manual or power versions. All Amesbury units have the option of Heated Seats. Rechargeable power packs are not available on Sofas and Chairs with Heat. Power versions have touch buttons with USB charging port. 2 and 3 seater double recliner sofas are delivered in 2 sections which link together. Seat cushions on recliner chairs/sofas are non-reversible. Our recliner furniture requires room to recline. Castors are available as an option on select static pieces only. Scatter cushions are available at extra cost.





AUSTEN

Small Sofa shown in Texas Charcoal.





AUSTEN

Large Double Power Sofa shown in Link Mercury.



## AUSTEN

Austen is the answer to minimal modern living, whilst offering luxurious comfort and a clean, crisp design. Echoing the hallmarks of classic G Plan style, sit back and relax with Austen's Power Footrest option.

AVAILABLE IN FABRIC AND LEATHER.

Austen is available in the following models:



ARMCHAIR



ARMCHAIR WITH POWER FOOTREST



SNUGGLER



SNUGGLER WITH POWER FOOTREST



SMALL SOFA



SMALL SOFA WITH DOUBLE POWER FOOTREST



LARGE SOFA



LARGE SOFA WITH DOUBLE POWER FOOTREST

	H	D	W	Seat Height	Seat Depth	Seat Width	Clearance needed for full recline
All dimensions in mm/inches							
Armchair	990/39.0	1030/40.5	960/37.8	510/20.0	550/21.8	570/22.5	-
Armchair with Power Footrest	990/39.0	1030/40.5	960/37.8	510/20.0	550/21.8	570/22.5	-
Snuggler	990/39.0	1030/40.5	1170/46.0	510/20.0	550/21.8	780/30.8	-
Snuggler with Power Footrest	990/39.0	1030/40.5	1170/46.0	510/20.0	550/21.8	780/30.8	-
Small Sofa	990/39.0	1030/40.5	1580/62.0	510/20.0	550/21.8	1190/46.8	-
Small Sofa with Double Power Footrest	990/39.0	1030/40.5	1580/62.0	510/20.0	550/21.8	1190/46.8	-
Large Sofa	990/39.0	1030/40.5	1980/78.0	510/20.0	550/21.8	1590/62.5	-
Large Sofa with Double Power Footrest	990/39.0	1030/40.5	1980/78.0	510/20.0	550/21.8	1590/62.5	-

All measurements are approximate and relate to the overall size of the item, including soft arm cushions where fitted and back cushions. All furniture is supplied on feet in a choice of show wood finishes. Available in a selection of fabrics and leathers. Seat cushions are a fixed type. All seat cushions and back cushions are non-reversible. Small & Large Double Power Footrest sofas are delivered in two sections which link together. Scatter cushions are available at extra cost.





ergoform®  
INTELLIGENT COMFORT

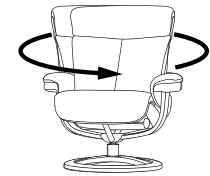
BERGEN



## BERGEN

The premium quality and innovative design of Bergen ensures unquestionable comfort and style. A patented Comfort-Glide reclining mechanism effortlessly reclines you into your chosen seating position, with an adjustable headrest and enhanced leg support from the freestanding footstool. Available in two sizes, with wood ring base in a choice of custom finishes.

AVAILABLE IN FABRIC AND LEATHER.



360° SWIVEL



EFFORTLESS RECLINING MECHANISM



ADJUSTABLE HEADREST



ERGONOMICALLY SLOPED FOOTSTOOL

	H	D	W	Seat Height	Seat Depth	Seat Width	Clearance needed for full recline
--	---	---	---	-------------	------------	------------	-----------------------------------

All dimensions in mm/inches

Standard Chair	1070/42.1	760/29.9	770/30.3	450/17.7	500/19.7	500/19.7	430/16.9
Large Chair	1110/43.7	790/31.1	820/32.3	450/17.7	500/19.7	550/21.7	450/17.7
Footstool*	470/18.5	480/18.9	490/19.3	-	-	-	-

\*The footstool is supplied as standard with either the regular or large armchair. Neither piece can be bought separately.

All measurements are approximate and relate to the overall size of the item including soft arm cushions where fitted and back cushions. Manual option only. The wooden base is available in a choice of light wood or dark wood. Contrast stitching is available on leather pieces in a selection of leathers. The footstool is non-optional and is supplied with all chairs.





Chair shown in Mamas Cloud, Large Sofa shown in Ultima Mist




ELLIS



## Contrast stitching options

Contrast stitching will appear on seat cushions, back cushions, front borders, and arms. Contrast stitching is optional for leather pieces only.


There are 18 options for contrast stitching:



**Cambridge Sky**  
Dark Grey stitching




**Cambridge Olive**  
Beige stitching




**Cambridge Sand**  
Sand stitching



**Cambridge Chalk**  
Beige stitching




**Cambridge Cloud**  
Dark Grey stitching




**Cambridge Grey**  
Beige stitching




**Cambridge Stone**  
Beige stitching




**Cambridge Plaster**  
Beige stitching




**Cambridge Putty**  
Beige stitching




**Cambridge Taupe**  
Beige stitching




**Cambridge Tan**  
Beige stitching




**Cambridge Conker**  
Sand stitching




**Cambridge Earth**  
Sand stitching




**Cambridge Buffalo**  
Sand stitching




**Cambridge Navy**  
Dark Grey stitching



**Cambridge Petrol Blue**  
Dark Grey stitching



**Cambridge Slate**  
Dark Grey stitching



**Cambridge Black**  
Dark Grey stitching

Main cover and contrast stitching options can't be swapped.  
If contrast stitching is not selected, the furniture will be supplied with self-coloured stitching.



Small Sofa shown in Cambridge Chalk



ELLIS





## ELLIS

Clean, crisp lines and distinctive back cushion detailing. Ellis embodies a modern, timeless style. For ultimate comfort, Ellis offers the option of an additional headrest and lumbar support for tailored comfort on power units.

AVAILABLE IN FABRIC AND LEATHER. CONTRAST STITCHING AVAILABLE ON LEATHER PIECES.

Ellis is available in the following models:



LARGE SOFA



SMALL SOFA



ARMCHAIR



SMALL UNIT  
(LHF/RHF)



ARMLESS CURVED UNIT



ARMLESS UNIT



CURVED CORNER UNIT



FOOTSTOOL



STORAGE FOOTSTOOL



LARGE DOUBLE RECLINER  
SOFA  
(MANUAL/POWER)



LARGE DOUBLE RECLINER  
SOFA WITH HEADREST &  
LUMBAR  
(POWER)



SMALL DOUBLE RECLINER  
SOFA  
(MANUAL/POWER)



SMALL DOUBLE RECLINER  
SOFA WITH HEADREST &  
LUMBAR  
(POWER)



RECLINER ARMCHAIR  
(MANUAL/POWER)



RECLINER ARMCHAIR WITH  
HEADREST & LUMBAR  
(POWER)



SMALL RECLINER UNIT WITH  
HEADREST & LUMBAR  
(LHF/RHF)(POWER)



SMALL RECLINER UNIT  
(LHF/RHF)(MANUAL/POWER)

	H	D	W	Seat Height	Seat Depth	Seat Width	Clearance needed for full recline
--	---	---	---	-------------	------------	------------	-----------------------------------

All dimensions in mm/inches

<b>Armchair</b>	1070/42.3	1060/41.8	1000/39.3	520/20.5	530/20.8	480/19.0	-
<b>Recliner Armchair</b> (Manual/Power)	1070/42.3	1060/41.8	1000/39.3	520/20.5	530/20.8	480/19.0	80/3.3
<b>Recliner Armchair with Headrest &amp; Lumbar</b> (Power)	1070/42.3	1060/41.8	1000/39.3	520/20.5	530/20.8	480/19.0	80/3.3
<b>Small Sofa</b>	1070/42.3	1060/41.8	1700/67.0	520/20.5	530/20.8	1180/46.5	-
<b>Small Double Recliner Sofa</b> (Manual/Power)	1070/42.3	1060/41.8	1700/67.0	520/20.5	530/20.8	1180/46.5	80/3.3
<b>Small Double Recliner Sofa with Headrest &amp; Lumbar</b> (Power)	1070/42.3	1060/41.8	1700/67.0	520/20.5	530/20.8	1180/46.5	80/3.3
<b>Large Sofa</b>	1070/42.3	1060/41.8	2000/78.8	520/20.5	530/20.8	1480/58.3	-
<b>Large Double Recliner Sofa</b> (Manual/Power)	1070/42.3	1060/41.8	2000/78.8	520/20.5	530/20.8	1480/58.3	80/3.3
<b>Large Double Recliner Sofa with Headrest &amp; Lumbar</b> (Power)	1070/42.3	1060/41.8	2000/78.8	520/20.5	530/20.8	1480/58.3	80/3.3
<b>Small Unit</b> (LHF/RHF)	1070/42.3	1060/41.8	851/33.5	520/20.5	530/20.8	590/23.3	-
<b>Small Recliner Unit</b> (LHF/RHF)(Manual/Power)	1070/42.3	1060/41.8	851/33.5	520/20.5	530/20.8	590/23.3	80/3.3
<b>Small Recliner Unit with Headrest &amp; Lumbar</b> (LHF/RHF)(Power)	1070/42.3	1060/41.8	851/33.5	520/20.5	530/20.8	590/23.3	80/3.3
<b>Armless Curved Unit</b>	1070/42.3	1060/41.8	780/30.8 500/19.8	520/20.5	530/20.8	500/19.8	-
<b>Armless Unit</b>	1070/42.3	1060/41.8	650/25.5	520/20.5	530/20.8	650/25.5	-
<b>Curved Corner Unit</b>	1070/42.3	1250/49.3	1250/49.3	520/20.5	530/20.8	Front 290/11.5 Back 1040/41.0	-
<b>Footstool</b>	420/16.5	560/22.0	710/28.0	-	-	-	-
<b>Storage Footstool</b>	420/16.5	560/22.0	710/28.0	-	-	-	-

All measurements are approximate and relate to the overall size of the item, including soft arm cushions where fitted and back cushions. All furniture is supplied on fixed feet. Castors are available as an option on static pieces only. Available in a selection of fabrics and leathers. Contrast stitch is available on selected leathers. Recliners are available in manual or power versions. Power versions have touch buttons with a USB charging port. Power recliner pieces have the option of a headrest/lumbar support. Seat cushions are a chaise-style fixed type. All seat cushions and back cushions are non-reversible. Small & Large recliner sofas are delivered in two sections which link together. Our recliner furniture requires room to recline. LHF = left-hand facing action when viewed from the front. RHF = right-hand facing action when viewed from the front. Please note: recliner furniture with headrest/lumbar functionality will require a purchase of two rechargeable power packs for remote operation. Please follow the instructions to ensure these are connected correctly. Scatter cushions are available at extra cost.



**HARDY**

2 Seater Sofa with Heat shown in Cambridge Sky.





**HARDY**

3 Seater Double Power Recliner Sofa with Headrest, Lumbar and Heat shown in Block Gravel.



## HARDY

Hardy combines practicality with modern G Plan design. The curved, padded arms provide ultimate relaxation and the plush, full cushions offer a deep and relaxing sit.

AVAILABLE IN FABRIC AND LEATHER.

Hardy is available in the following models:



3 SEATER SOFA  
(HEAT OPTION AVAILABLE)



2 SEATER SOFA  
(HEAT OPTION AVAILABLE)



ARMCHAIR  
(HEAT OPTION AVAILABLE)



FOOTSTOOL



3 SEATER DOUBLE RECLINER SOFA  
(MANUAL/POWER/HEAT/POWER HEADREST & LUMBAR OPTIONS AVAILABLE)



2 SEATER DOUBLE RECLINER SOFA  
(MANUAL/POWER/HEAT/POWER HEADREST & LUMBAR OPTIONS AVAILABLE)



RECLINER ARMCHAIR  
(MANUAL/POWER/HEAT/POWER HEADREST & LUMBAR OPTIONS AVAILABLE)



STORAGE FOOTSTOOL

	H	D	W	Seat Height	Seat Depth	Seat Width	Clearance needed for full recline
All dimensions in mm/inches							
<b>3 Seater Sofa</b> (Heat option available)	1010/39.8	1040/41.0	2060/81.0	510/20.0	540/21.3	1500/59.0	-
<b>3 Seater Double Recliner Sofa</b> (Manual/Power/Heat/Power Headrest & Lumbar options available)	1010/39.8	1040/41.0	2060/81.0	510/20.0	540/21.3	1500/59.0	80/3.25
<b>2 Seater Sofa</b> (Heat option available)	1010/39.8	1040/41.0	1760/69.3	510/20.0	540/21.3	1200/47.3	-
<b>2 Seater Double Recliner Sofa</b> (Manual/Power/Heat/Power Headrest & Lumbar options available)	1010/39.8	1040/41.0	1760/69.3	510/20.0	540/21.3	1200/47.3	80/3.25
<b>Armchair</b> (Heat option available)	1010/39.8	1040/41.0	1030/40.5	510/20.0	540/21.3	470/18.5	-
<b>Recliner Armchair</b> (Manual/Power/Heat/Power Headrest & Lumbar options available)	1010/39.8	1040/41.0	1030/40.5	510/20.0	540/21.3	470/18.5	80/3.25
<b>Footstool</b>	420/16.5	560/22.0	710/28.0	-	-	-	-
<b>Storage Footstool</b>	420/16.5	560/22.0	710/28.0	-	-	-	-

All measurements are approximate and relate to the overall size of the item, including soft arm cushions where fitted and back cushions. All recliner furniture is supplied on fixed feet. Recliners are available in manual or power versions. Power versions have touch buttons with USB charging port. Power recliner pieces have the option of a headrest/lumbar support. All Hardy units have the option of Heated Seats. Rechargeable power packs are not available on Sofas and Chairs with Heat. 2 and 3 seater double recliner sofas are delivered in 2 sections which link together. Our recliner furniture requires room to recline. Castors are available as an option on select static pieces only. Scatter cushions are available at extra cost. Please note: double recliner furniture with headrest/lumbar functionality will require a purchase of two rechargeable power packs for remote operation. Please follow the instructions to ensure these are connected correctly.





Curved Small Sofa shown in Ultima Slate



HARPER



## Contrast stitching options

Contrast stitching will appear on seat cushions, back cushions, front borders, and arms. Contrast stitching is optional for leather pieces only.

There are 18 options for contrast stitching:




**Cambridge Sky**

Dark Grey stitching



**Cambridge Olive**

Beige stitching



**Cambridge Sand**

Sand stitching




**Cambridge Chalk**

Beige stitching




**Cambridge Cloud**

Dark Grey stitching



**Cambridge Grey**

Beige stitching




**Cambridge Stone**

Beige stitching




**Cambridge Plaster**

Beige stitching




**Cambridge Putty**

Beige stitching




**Cambridge Taupe**

Beige stitching




**Cambridge Tan**

Beige stitching




**Cambridge Conker**

Sand stitching




**Cambridge Earth**

Sand stitching




**Cambridge Buffalo**

Sand stitching




**Cambridge Navy**

Dark Grey stitching




**Cambridge Petrol Blue**

Dark Grey stitching



**Cambridge Slate**

Dark Grey stitching



**Cambridge Black**

Dark Grey stitching

Main cover and contrast stitching options can't be swapped.

If contrast stitching is not selected, the furniture will be supplied with self-coloured stitching.



Small Sofa shown in Cambridge Chalk



**HARPER**





## HARPER

Clean, sleek lines combined with deep sumptuous seats make Harper a contemporary choice. Considered design with a unique curved option allowing you to utilise your space. The option of additional Headrest & Lumbar units offer customised comfort and support on power units.

AVAILABLE IN FABRIC AND LEATHER. CONTRAST STITCHING AVAILABLE ON LEATHER PIECES.

Harper is available in the following models:



LARGE SOFA



SMALL SOFA



ARMCHAIR



SMALL UNIT  
(LHF/RHF)



ARMLESS CURVED UNIT



ARMLESS UNIT



CURVED CORNER UNIT



FOOTSTOOL



STORAGE FOOTSTOOL



LARGE DOUBLE RECLINER  
SOFA  
(MANUAL/POWER)



LARGE DOUBLE RECLINER  
SOFA WITH HEADREST &  
LUMBAR  
(POWER)



SMALL DOUBLE RECLINER  
SOFA  
(MANUAL/POWER)



SMALL DOUBLE RECLINER  
SOFA WITH HEADREST &  
LUMBAR  
(POWER)



RECLINER ARMCHAIR  
(MANUAL/POWER)



RECLINER ARMCHAIR WITH  
HEADREST & LUMBAR  
(POWER)



SMALL RECLINER UNIT  
(LHF/RHF)(MANUAL/POWER)



SMALL RECLINER UNIT WITH  
HEADREST & LUMBAR  
(LHF/RHF)(POWER)

	H	D	W	Seat Height	Seat Depth	Seat Width	Clearance needed for full recline
All dimensions in mm/inches							
Armchair	1070/42.3	1060/41.8	1000/39.3	520/20.5	530/20.8	480/19.0	-
Recliner Armchair (Manual/Power)	1070/42.3	1060/41.8	1000/39.3	520/20.5	530/20.8	480/19.0	80/3.3
Recliner Armchair with Headrest & Lumbar (Power)	1070/42.3	1060/41.8	1000/39.3	520/20.5	530/20.8	480/19.0	80/3.3
Small Sofa	1070/42.3	1060/41.8	1700/67.0	520/20.5	530/20.8	1180/46.5	-
Small Double Recliner Sofa (Manual/Power)	1070/42.3	1060/41.8	1700/67.0	520/20.5	530/20.8	1180/46.5	80/3.3
Small Double Recliner Sofa with Headrest & Lumbar (Power)	1070/42.3	1060/41.8	1700/67.0	520/20.5	530/20.8	1180/46.5	80/3.3
Large Sofa	1070/42.3	1060/41.8	2000/78.8	520/20.5	530/20.8	1480/58.3	-
Large Double Recliner Sofa (Manual/Power)	1070/42.3	1060/41.8	2000/78.8	520/20.5	530/20.8	1480/58.3	80/3.3
Large Double Recliner Sofa with Headrest & Lumbar (Power)	1070/42.3	1060/41.8	2000/78.8	520/20.5	530/20.8	1480/58.3	80/3.3
Small Unit (LHF/RHF)	1070/42.3	1060/41.8	851/33.5	520/20.5	530/20.8	590/23.3	-
Small Recliner Unit (LHF/RHF)(Manual/Power)	1070/42.3	1060/41.8	851/33.5	520/20.5	530/20.8	590/23.3	80/3.3
Small Recliner Unit with Headrest & Lumbar (LHF/RHF)(Power)	1070/42.3	1060/41.8	851/33.5	520/20.5	530/20.8	590/23.3	80/3.3
Armless Curved Unit	1070/42.3	1060/41.8	780/30.8 500/19.8	520/20.5	530/20.8	500/19.8	-
Armless Unit	1070/42.3	1060/41.8	650/25.5	520/20.5	530/20.8	650/25.5	-
Curved Corner Unit	1070/42.3	1250/49.3	1250/49.3	520/20.5	530/20.8	Front 290/11.5 Back 1040/41.0	-
Footstool	420/16.5	560/22.0	710/28.0	-	-	-	-
Storage Footstool	420/16.5	560/22.0	710/28.0	-	-	-	-

All measurements are approximate and relate to the overall size of the item, including soft arm cushions where fitted and back cushions. All furniture is supplied on fixed feet. Castors are available as an option on static pieces only. Available in a selection of fabrics and leathers. Recliners are available in manual or power versions. Power versions have touch buttons with a USB charging port. Power recliner pieces have the option of a headrest/lumbar support. Seat cushions are a chaise-style fixed type. All seat cushions and back cushions are non-reversible. Small & Large recliner sofas are delivered in two sections which link together. Corner sofas are delivered in sections which link together. Our recliner furniture requires room to recline. Please note: recliner sofas with headrest/lumbar functionality will require a purchase of two rechargeable power packs for remote operation. Scatter cushions are available at extra cost.





3 Seater Pillow-Back Sofa shown in Sea Stone  
with Malta Autumn Pillows



HATTON



## Contrast stitching options

Contrast stitching will appear on seat cushions, back cushions, front borders, and arms. Contrast stitching is optional for leather pieces only.

There are 18 options for contrast stitching:



**Cambridge Sky**  
Dark Grey stitching




**Cambridge Olive**  
Beige stitching



**Cambridge Sand**  
Sand stitching



**Cambridge Chalk**  
Beige stitching



**Cambridge Cloud**  
Dark Grey stitching



**Cambridge Grey**  
Beige stitching



**Cambridge Stone**  
Beige stitching



**Cambridge Plaster**  
Beige stitching



**Cambridge Putty**  
Beige stitching




**Cambridge Taupe**  
Beige stitching




**Cambridge Tan**  
Beige stitching



**Cambridge Conker**  
Sand stitching




**Cambridge Earth**  
Sand stitching




**Cambridge Buffalo**  
Sand stitching




**Cambridge Navy**  
Dark Grey stitching



**Cambridge Petrol Blue**  
Dark Grey stitching



**Cambridge Slate**  
Dark Grey stitching



**Cambridge Black**  
Dark Grey stitching

Main cover and contrast stitching options can't be swapped.  
If contrast stitching is not selected, the furniture will be supplied with self-coloured stitching.



3 Seater Formal-Back Sofa shown in Cambridge Chalk



**HATTON**



## HATTON

The generous, deep seats of Hatton deliver indulgent comfort, whilst a choice of formal or pillow-back cushions allow you to tailor the design to suit your style. With a range of elegant fabrics and sumptuous fillings, the gentle curves on our pillows and cushions offer soft, smart sophistication. The additional option of an innovative footrest mechanism effortlessly glides you into your chosen position, with integrated USB charging to allow you to relax in style.

AVAILABLE IN FABRIC AND LEATHER. CONTRAST STITCHING AVAILABLE ON LEATHER PIECES.

Hatton is available in the following models:



3 SEATER  
FORMAL-BACK  
SOFA



3 SEATER  
FORMAL-BACK  
SOFA (DOUBLE) WITH  
POWER FOOTREST



3 SEATER  
PILLOW-BACK  
SOFA



3 SEATER  
PILLOW-BACK  
SOFA (DOUBLE) WITH  
POWER FOOTREST



2 SEATER  
FORMAL-BACK  
SOFA



2 SEATER  
FORMAL-BACK  
SOFA (DOUBLE) WITH  
POWER FOOTREST



2 SEATER  
PILLOW-BACK  
SOFA



2 SEATER  
PILLOW-BACK  
SOFA (DOUBLE) WITH  
POWER FOOTREST



SNUGGLER



SNUGGLER  
WITH POWER  
FOOTREST



ARMCHAIR



ARMCHAIR  
WITH POWER  
FOOTREST



FOOTSTOOL

	H	D	W	Seat Height	Seat Depth	Seat Width
--	---	---	---	-------------	------------	------------

All dimensions in mm/inches						
-----------------------------	--	--	--	--	--	--

Armchair	960/37.8	1020/40.2	1030/40.6	520/20.5	570/22.5	590/23.3
Snuggler	960/37.8	1020/40.2	1260/49.6	520/20.5	570/22.5	820/32.3
2 Seater Formal-Back Sofa	960/37.8	1020/40.2	1650/65.0	520/20.5	570/22.5	1210/47.6
2 Seater Pillow-Back Sofa	920/36.2	1020/40.2	1650/65.0	520/20.5	570/22.5	1210/47.6
3 Seater Formal-Back Sofa	960/37.8	1020/40.2	2070/81.5	520/20.5	570/22.5	1630/64.2
3 Seater Pillow-Back Sofa	920/36.2	1020/40.2	2070/81.5	520/20.5	570/22.5	1630/64.2
Footstool	330/13.0	480/19.0	920/36.3	-	-	-
Armchair with Power Footrest	960/37.8	1020/40.2	1030/40.6	520/20.5	570/22.5	590/23.3
Snuggler with Power Footrest	960/37.8	1020/40.2	1260/49.6	520/20.5	570/22.5	820/32.3
2 Seater Formal-Back Sofa with Double Power Footrest	960/37.8	1020/40.2	1650/65.0	520/20.5	570/22.5	1210/47.6
2 Seater Pillow-Back Sofa with Double Power Footrest	920/36.2	1020/40.2	1650/65.0	520/20.5	570/22.5	1210/47.6
3 Seater Formal-Back Sofa with Double Power Footrest	960/37.8	1020/40.2	2070/81.5	520/20.5	570/22.5	1630/64.2
3 Seater Pillow-Back Sofa with Double Power Footrest	920/36.2	1020/40.2	2070/81.5	520/20.5	570/22.5	1630/64.2

All measurements are approximate and relate to the overall size of the item including soft arm cushions where fitted and back cushions. All furniture supplied on show wood feet in a choice of finishes. Optional power footrest has touch buttons with USB charging point. 2 and 3 seater double footrest sofas are delivered in 2 sections which link together. Seat cushions and back cushions on soft cover chairs/sofas are reversible. 3 seater and 2 seater soft cover sofas are available in a pillow-back option, with your choice of accent fabric featured on one side of the pillows. The reverse of the pillows will always feature the same fabric as the sofa. Contrast stitching is available as an option on selected leathers. Scatter cushions are available at an extra cost.





Large Sofa with Curved Storage Unit shown in Roche Cloud and Plush Mallard  
(Scatter cushions are stylists own)



**HURST**





Armchair and Small Sofa shown in Plush Mallard and Texas Tan  
(Scatter cushions are stylists own)



HURST





## HURST

Designed for modern living, Hurst's eye-catching design adds sophistication to any space. With clean lines and geometric detailing, Hurst embodies pure elegance. Full and sumptuous cushions deliver a relaxed, comfortable sit, whilst premium arm pads offer additional comfort. With modular options, Hurst offers the opportunity to build your perfect combination - including the option of a smart, curved storage unit.

AVAILABLE IN FABRIC AND LEATHER.

Hurst is available in the following models:



Large Sofa



Small Sofa



Armchair



Large LHF Unit  
(RHF available)



Small LHF Unit  
(RHF available)



Armless Unit



Armless Curved Unit



Large Sofa Double Recliner  
(Manual/Power available)



Small Sofa Double Recliner  
(Manual/Power available)



Recliner Chair  
(Manual/Power available)



Large LHF Recliner Unit  
(RHF available)  
(Manual/Power available)



Small LHF Recliner Unit  
(RHF available)  
(Manual/Power available)



Curved Storage Unit



Footstool

	H	D	W	Seat Height	Seat Depth	Seat Width	Clearance needed for full recline
All dimensions in mm/inches							
<b>Armchair</b>	1030/40.5	960/38.3	1030/40.5	530/21.0	530/21.0	530/21.0	-
<b>Recliner Chair</b> (Manual/Power)	1030/40.5	960/38.3	1030/40.5	530/21.0	530/21.0	530/21.0	110/4.5
<b>Small Sofa</b>	1030/40.5	960/38.3	1640/64.5	530/21.0	530/21.0	1140/45.0	-
<b>Small Double Recliner Sofa</b> (Manual/Power)	1030/40.5	960/38.3	1640/64.5	530/21.0	530/21.0	1140/45.0	110/4.5
<b>Large Sofa</b>	1030/40.5	960/38.3	1920/75.5	530/21.0	530/21.0	1420/56.0	-
<b>Large Double Recliner Sofa</b> (Manual/Power)	1030/40.5	960/38.3	1920/75.5	530/21.0	530/21.0	1420/56.0	110/4.5
<b>Small Unit</b> (LHF/RHF)	1030/40.5	960/38.3	820/32.3	530/21.0	530/21.0	570/22.5	-
<b>Small Recliner Unit</b> (LHF/RHF)(Manual/Power)	1030/40.5	960/38.3	820/32.3	530/21.0	530/21.0	570/22.5	110/4.5
<b>Large Unit</b> (LHF/RHF)	1030/40.5	960/38.3	960/37.8	530/21.0	530/21.0	710/28.0	-
<b>Large Recliner Unit</b> (LHF/RHF)(Manual/Power)	1030/40.5	960/38.3	960/37.8	530/21.0	530/21.0	710/28.0	110/4.5
<b>Armless Unit</b>	1030/40.5	960/38.3	500/19.8	530/21.0	530/21.0	500/19.8	-
<b>Armless Curved Unit</b>	1030/40.5	960/38.3	500/19.8 (front) 750/29.5 (back)	530/21.0	530/21.0	500/19.8	-
<b>Curved Storage Unit</b>	760/30.0	960/38.3	500/19.8 (front) 750/29.5 (back)	530/22.0	560/22.0	-	-
<b>Footstool</b>	420/16.5	510/20.0	650/25.5	-	-	-	-

All measurements are approximate and relate to the overall size of the item including soft arm cushions where fitted and back cushions. All furniture supplied on show wood legs as standard. Recliners are available in manual or power versions. The power versions have touch buttons and a USB charging port. Contrast stitch available on selected leathers. Large and small double recliner sofas are delivered in two sections that link together. LHF = left-hand facing action when viewed from the front. RHF = right-hand facing action when viewed from the front. Seat cushions and back cushions are non-reversible. Our recliner furniture requires room to recline. Scatter cushions are available at extra cost.



Corner Chaise Sofa and Footstool shown in Zahara Smoke  
(Scatter cushions are stylists own)



**JACKSON**





3 Seater Sofa and Chair shown in Cambridge Petrol Blue  
(Scatter cushions are stylists own)



**JACKSON**



## JACKSON

Stylish sweeping arms with soft indulgent arm pads cradle the luxurious deep seats of Jackson, for the ultimate in contemporary comfort. Perfectly finished with sleek piping, brushed metal or show wood feet and optional contrast stitch detailing on leather. Power recliners can be tailored to your comfort needs with integrated USB charging.

AVAILABLE IN FABRIC AND LEATHER.

Jackson is available in the following models:



3 CORNER CHAISE SOFA LHF  
(RHF ALSO AVAILABLE)



3 CORNER CHAISE SINGLE  
RECLINER SOFA LHF  
(RHF ALSO AVAILABLE)



3 CORNER 1 SOFA LHF  
(RHF ALSO AVAILABLE)



3 CORNER 1 SINGLE  
RECLINER SOFA LHF  
(RHF ALSO AVAILABLE)



CURVED CORNER UNIT



RHF CHAISE UNIT  
(LHF ALSO AVAILABLE)



ARMLESS UNIT



3 SEATER SOFA  
(2 CUSHION)



3 SEATER RECLINER SOFA  
(2 CUSHION)



2 SEATER SOFA



2 SEATER RECLINER SOFA



ARMCHAIR



RECLINER CHAIR



RHF UNIT  
(LHF ALSO AVAILABLE)



LHF RECLINER UNIT  
(RHF ALSO AVAILABLE)



FOOTSTOOL  
(STORAGE FOOTSTOOL ALSO AVAILABLE)

	H	D	W	Seat Height	Seat Depth	Seat Width	Clearance needed for full recline
--	---	---	---	-------------	------------	------------	-----------------------------------

All dimensions in mm/inches

Armchair	1070/42.0	980/38.5	1080/42.5	535/21.0	550/21.8	490/19.3	-
2 Seater Sofa	1070/42.0	980/38.5	1660/65.5	535/21.0	550/21.8	1100/43.3	-
3 Seater Sofa (2 cushion)	1070/42.0	980/38.5	1940/76.3	535/21.0	550/21.8	1380/54.3	-
Footstool	470/18.5	590.5/23.3	743/29.3	-	-	-	-
Storage Footstool	470/18.5	590.5/23.3	743/29.3	-	-	-	-
Recliner Chair	1070/42.0	980/38.5	1080/42.5	535/21.0	550/21.8	490/19.3	100/4
2 Seater Recliner Sofa (double)	1070/42.0	980/38.5	1660/65.5	535/21.0	550/21.8	1100/43.3	100/4
3 Seater Recliner Sofa (double - 2 cushion)	1070/42.0	980/38.5	1940/76.3	535/21.0	550/21.8	1380/54.3	100/4
3 Corner 1 Sofa (LHF/RHF)	1070/42.0	2070/81.5	2850/112.2	535/21.0	550/21.8	-	-
3 Corner 1 Recliner Sofa (LHF/RHF)	1070/42.0	2070/81.5	2850/112.2	535/21.0	550/21.8	-	100/4
3 Corner Chaise Sofa (LHF/RHF)	1070/42.0	2470/97.2	2850/112.2	535/21.0	550/21.8	-	-
3 Corner Chaise Sofa with Recliner (LHF/RHF)	1070/42.0	2470/97.2	2850/112.2	535/21.0	550/21.8	-	100/4
Curved Corner Unit	1070/42.0	1100/42.0	1540/57.0	535/21.0	610/24.0	970/38.3	-
LHF/RHF Chaise Unit	1070/42.0	980/38.5	1370/54.0	535/21.0	550/21.8	1370/54.0	-
Armless Unit	1070/42.0	980/38.5	780/30.8	535/21.0	550/21.8	780/30.5	-
LHF/RHF Unit	1070/42.0	980/38.5	980/38.5	535/21.0	550/21.8	690/27.3	-
LHF/RHF Recliner Unit	1070/42.0	980/38.5	980/38.5	535/21.0	550/21.8	690/27.3	100/4

All measurements are approximate and relate to the overall size of the item including soft arm cushions where fitted and back cushions. All furniture supplied on feet in a choice of show wood or brushed chrome finishes. Recliners available in manual or power versions. Power versions have touch buttons with USB charging point. 2 seater and 3 seater double recliners are delivered in two sections which link together. Corner/chaise sofas are delivered in sections which link together. Contrast stitching is available as an option on selected leather covers, please refer to the swatch in store. Seat cushions are a chaise style fixed type. Our recliner furniture requires room to recline. Scatter cushions are available at extra cost.





2 Seater Sofa shown in Cambridge Chalk.



LAURIE





**LAURIE**

3 Seater Sofa shown in Peak Valley, 2 Seater Manual Recliner Sofa shown in Cambridge Putty.





**LAURIE**

With winged, cushioned arms, Manual or Power recliner options and a handy Storage Footstool – Laurie offers classic G Plan quality and design, making it the perfect choice for the modern home.

AVAILABLE IN FABRIC AND LEATHER.

Laurie is available in the following models:



3 SEATER SOFA



2 SEATER SOFA



ARMCHAIR



FOOTSTOOL



3 SEATER DOUBLE RECLINER SOFA  
(MANUAL/POWER)



2 SEATER DOUBLE RECLINER SOFA  
(MANUAL/POWER)



RECLINER ARMCHAIR  
(MANUAL/POWER)



STORAGE FOOTSTOOL

	H	D	W	Seat Height	Seat Depth	Seat Width	Clearance needed for full recline
All dimensions in mm/inches							
<b>Armchair</b>	1010/39.8	1010/39.8	1010/39.8	510/20.1	540/21.3	470/18.5	-
<b>Recliner Armchair</b> (Manual/Power)	1010/39.8	1010/39.8	1010/39.8	510/20.1	540/21.3	470/18.5	50/2.0
<b>2 Seater Sofa</b>	1010/39.8	1010/39.8	1780/70.1	510/20.1	540/21.3	1180/46.5	-
<b>2 Seater Double Recliner Sofa</b> (Manual/Power)	1010/39.8	1010/39.8	1780/70.1	510/20.1	540/21.3	1180/46.5	50/2.0
<b>3 Seater Sofa</b>	1010/39.8	1010/39.8	2080/81.9	510/20.1	540/21.3	1480/58.3	-
<b>3 Seater Double Recliner Sofa</b> (Manual/Power)	1010/39.8	1010/39.8	2080/81.9	510/20.1	540/21.3	1480/58.3	50/2.0
<b>Footstool</b>	420/16.5	560/22.0	700/27.6	-	-	-	-
<b>Storage Footstool</b>	420/16.5	560/22.0	700/27.6	-	-	-	-

All measurements are approximate and relate to the overall size of the item, including soft arm cushions where fitted and back cushions. All Recliner furniture is supplied on fixed feet. Castors are available as an option on Static pieces only. Available in a selection of Fabrics and Leathers. Recliners are available in Manual or Power versions. 2 Seater and 3 Seater Recliner Sofas are delivered in two sections which link together. Our Recliner furniture requires room to recline. Scatter cushions are available at extra cost.



Chair and Footstool shown in Cambridge Stone



ergoform®  
INTELLIGENT COMFORT

LUND





## LUND

Clean, straight lines and slim arm details give Lund contemporary style. A unique Ergo-Tilt function, 360 degree swivel mechanism and adjustable headrest allow you to customise your comfort. Choose from a matt black or brushed chrome base to complete the finishing touches.

AVAILABLE IN FABRIC AND LEATHER.



360° SWIVEL



EFFORTLESS RECLINING MECHANISM



ADJUSTABLE HEADREST



ERGO-TILT



ERGONOMICALLY SLOPED FOOTSTOOL

	H	D	W	Seat Height	Seat Depth	Seat Width	Clearance needed for full recline
--	---	---	---	-------------	------------	------------	-----------------------------------

All dimensions in mm/inches

Chair	1050/41.3	850/33.5	850/33.5	450/17.7	510/20.1	500/19.7	320/12.6
Footstool*	400/15.8	430/16.9	490/19.3	-	-	-	-

\*The footstool is supplied as standard with the Chair. Neither piece can be bought separately.

All measurements are approximate and relate to the overall size of the item including soft arm cushions where fitted and back cushions. Manual option only. The 5 star base is available in a chrome or black finish. The side panels come in an option of light wood or dark wood. Contrast stitching is available on leather pieces in a selection of leathers. The footstool is non-optional and is supplied with all chairs.



Chair shown in Stingray Platinum



**ergoform®**  
INTELLIGENT COMFORT

**MALMO**





## MALMO

The innovative gliding and rocking function\* of Malmo offers generous comfort. With an effortless reclining mechanism and hidden footrest, Malmo also has adjustable head and neck support to provide superior support. Choose from two distinct sizes to find your perfect fit. Available as a manual recliner or power recliner with integrated USB charging.

AVAILABLE IN FABRIC AND LEATHER.



	H	D	W	Seat Height	Seat Depth	Seat Width	Clearance needed for full recline
All dimensions in mm/inches							
Armchair	1010/39.8	950/37.4	800/31.5	480/18.9	600/23.6	500/19.7	400/15.8
Large Armchair	1010/39.8	970/38.2	880/34.7	480/18.9	600/23.6	580/22.8	400/15.8

All measurements are approximate and relate to the overall size of the item including soft arm cushions where fitted and back cushions. Manual and Power option with integrated USB charging available. Power versions also have a battery back-up option (we recommend you switch off USB charging when not in use, to prolong battery life). Contrast stitching is available on leather pieces in a selection of leathers.

\*On the manual option, to stop the chair from gliding/rocking, you can use the lock lever which is located at the back of the chair by using your foot. [Please visit our user guide for more information on how to operate the manual lever.](#)

Both the manual and power options of the Malmo chair also come with an integrated safety lock which is automatically enabled when you recline back to approximately 65 degrees. At this point, the chair will stop gliding/rocking, even if the lever is 'unlocked' on the manual chair. To unlock the safety lock on both manual and power, return to the upright position, this will then enable the gliding/rocking motion.





**MONZA**

3 Seater Double Power Recliner Sofa, Power Recliner  
Armchair and Footstool shown in Block Gravel



## Contrast stitching options

Contrast stitching will appear on seat cushions, back cushions, front borders, and arms. Contrast stitching is optional for leather pieces only.

There are 18 options for contrast stitching:



**Cambridge Sky**

Dark Grey stitching



**Cambridge Olive**

Beige stitching



**Cambridge Sand**

Sand stitching




**Cambridge Chalk**

Beige stitching




**Cambridge Cloud**

Dark Grey stitching



**Cambridge Grey**

Beige stitching




**Cambridge Stone**

Beige stitching




**Cambridge Plaster**

Beige stitching




**Cambridge Putty**

Beige stitching




**Cambridge Taupe**

Beige stitching




**Cambridge Tan**

Beige stitching




**Cambridge Conker**

Sand stitching




**Cambridge Earth**

Sand stitching




**Cambridge Buffalo**

Sand stitching




**Cambridge Navy**

Dark Grey stitching




**Cambridge Petrol Blue**

Dark Grey stitching



**Cambridge Slate**

Dark Grey stitching



**Cambridge Black**

Dark Grey stitching

Main cover and contrast stitching options can't be swapped.

If contrast stitching is not selected, the furniture will be supplied with self-coloured stitching.



2 Seater Sofa and Power Recliner Armchair  
shown in Cambridge Olive and Block Gravel



**MONZA**



## MONZA

Relax into Monza's deep, laid-back proportions and find yourself sinking into the ultimate lounging experience. With Manual or Power recliner options available and your choice of Show Wood or Brushed Chrome Feet finishes, Monza will soon become your most favourite seat in the house.

AVAILABLE IN FABRIC AND LEATHER. CONTRAST STITCHING AVAILABLE ON LEATHER PIECES.

Monza is available in the following models:



3 SEATER SOFA



2 SEATER SOFA



ARMCHAIR



FOOTSTOOL



STORAGE FOOTSTOOL



3 SEATER DOUBLE RECLINER SOFA  
(MANUAL/POWER)



2 SEATER DOUBLE RECLINER SOFA  
(MANUAL/POWER)



RECLINER ARMCHAIR  
(MANUAL/POWER)

	H	D	W	Seat Height	Seat Depth	Seat Width	Clearance needed for full recline
All dimensions in mm/inches							
Armchair	1020/40.3	980/38.5	1060/41.8	530/21.0	520/20.5	610/24.0	-
Recliner Armchair (Manual/Power)	1020/40.3	980/38.5	1060/41.8	530/21.0	520/20.5	610/24.0	100/4.0
2 Seater Sofa	1020/40.3	980/38.5	1670/65.8	530/21.0	520/20.5	1220/48.0	-
2 Seater Double Recliner Sofa (Manual/Power)	1020/40.3	980/38.5	1670/65.8	530/21.0	520/20.5	1220/48.0	100/4.0
3 Seater Sofa	1020/40.3	980/38.5	1950/76.8	530/21.0	520/20.5	1500/59.0	-
3 Seater Double Recliner Sofa (Manual/Power)	1020/40.3	980/38.5	1950/76.8	530/21.0	520/20.5	1500/59.0	100/4.0
Footstool	470/18.5	590/23.3	740/29.0	-	-	-	-
Storage Footstool	470/18.5	590/23.3	740/29.0	-	-	-	-

All measurements are approximate and relate to the overall size of the item including soft arm cushions where fitted and back cushions. All furniture supplied on feet in a choice of show wood or brushed chrome finishes. Contrast stitching is available as an option on selected leather covers, please refer to the swatch in store. Recliners are available in manual or power versions. The power versions have touch buttons and a USB charging port. 2 seater and 3 seater double recliners are delivered in two sections that link together. Seat cushions are a chaise style fixed type. Our recliner furniture requires room to recline. Scatter cushions are available at extra cost.





Chair shown in Cambridge Earth



**ergoform**<sup>®</sup>  
INTELLIGENT COMFORT

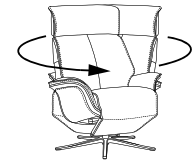
**OSLO**



## OSLO

Oslo offers the latest in recliner technology, with a unique motorised system that allows effortless movement to find your chosen position – all operated by an intuitive panel integrated in the arm. Within this system is a motorised footrest and adjustable back, keeping you in control of your comfort. The rechargeable battery allows over 300 uses before further charging is required.

AVAILABLE IN FABRIC AND LEATHER.



360° SWIVEL



POWER RECLINING



POWER INTEGRATED FOOTREST



ADJUSTABLE HEADREST

	H	D	W	Seat Height	Seat Depth	Seat Width	Clearance needed for full recline
--	---	---	---	-------------	------------	------------	-----------------------------------

All dimensions in mm/inches

Chair	960/37.8	910/35.8	860/33.9	510/20.1	480/18.9	520/20.5	320/12.6
-------	----------	----------	----------	----------	----------	----------	----------

All measurements are approximate and relate to the overall size of the item including soft arm cushions where fitted and back cushions. Power option only. The 5 star base is available in a chrome or black finish. The side panels come in an option of light wood or dark wood. Contrast stitching is available on leather pieces in a selection of leathers.





**RILEY**

Large Sofa and Snuggler shown in Moore Sea.  
Scatter cushions shown in Plush Indigo and Plush Airforce.



## Contrast stitching options

Contrast stitching will appear on seat cushions, back cushions, front borders, and arms. Contrast stitching is optional for leather pieces only. There are 18 options for contrast stitching:




**Cambridge Sky**

Dark Grey stitching



**Cambridge Olive**

Beige stitching



**Cambridge Sand**

Sand stitching




**Cambridge Chalk**

Beige stitching



**Cambridge Cloud**

Dark Grey stitching



**Cambridge Grey**

Beige stitching




**Cambridge Stone**

Beige stitching




**Cambridge Plaster**

Beige stitching




**Cambridge Putty**

Beige stitching




**Cambridge Taupe**

Beige stitching




**Cambridge Tan**

Beige stitching




**Cambridge Conker**

Sand stitching




**Cambridge Earth**

Sand stitching




**Cambridge Buffalo**

Sand stitching




**Cambridge Navy**

Dark Grey stitching




**Cambridge Petrol Blue**

Dark Grey stitching



**Cambridge Slate**

Dark Grey stitching



**Cambridge Black**

Dark Grey stitching

Main cover and contrast stitching options can't be swapped.  
If contrast stitching is not selected, the furniture will be supplied with self-coloured stitching.



Large sofa shown in Cambridge Navy.  
Scatter cushions shown in Malta Cobalt and Plush Airforce.



**RILEY**





## RILEY

Riley combines elegant flared arms and back detailing to inject modern sophistication into your living space. We've paired these features with full, sumptuous cushions, so that you can snuggle up in style.

AVAILABLE IN FABRIC AND LEATHER. CONTRAST STITCHING AVAILABLE ON LEATHER PIECES.

Riley is available in the following models:



LARGE SOFA



SMALL SOFA



SNUGGLER



LARGE DOUBLE RECLINER SOFA  
(MANUAL/POWER AVAILABLE)



SMALL DOUBLE RECLINER SOFA  
(MANUAL/POWER AVAILABLE)



RECLINER SNUGGLER  
(MANUAL/POWER AVAILABLE)



RECLINER CHAIR  
(MANUAL/POWER AVAILABLE)



ARMCHAIR



LARGE FOOTSTOOL

	H	D	W	Seat Height	Seat Depth	Seat Width	Clearance needed for full recline
All dimensions in mm/inches							
<b>Armchair</b>	1040/41.0	970/38.3	1030/40.5	530/21.0	550/21.8	590/23.3	-
<b>Recliner Armchair</b>	1040/41.0	970/38.3	1030/40.5	530/21.0	550/21.8	590/23.3	70/2.8
(Manual/Power)							
<b>Snuggler</b>	1040/41.0	970/38.3	1180/46.5	530/21.0	550/21.8	740/29.0	-
<b>Recliner Snuggler</b>	1040/41.0	970/38.3	1180/46.5	530/21.0	550/21.8	740/29.0	70/2.8
(Manual/Power)							
<b>Small Sofa</b>	1040/41.0	970/38.3	1590/62.5	530/21.0	550/21.8	1150/45.3	-
<b>Small Double Recliner Sofa</b>	1040/41.0	970/38.3	1590/62.5	530/21.0	550/21.8	1150/45.3	70/2.8
(Manual/Power)							
<b>Large Sofa</b>	1040/41.0	970/38.3	1970/77.5	530/21.0	550/21.8	1530/60.3	-
<b>Large Double Recliner Sofa</b>	1040/41.0	970/38.3	1970/77.5	530/21.0	550/21.8	1530/60.3	70/2.8
(Manual/Power)							
<b>Large Footstool</b>	420/16.5	510/20.0	750/29.5	-	-	-	-

All measurements are approximate and relate to the overall size of the item including soft arm cushions where fitted and back cushions. All furniture supplied on show wood legs as standard. Recliners are available in manual or power versions. The power versions have touch buttons and a USB charging port. Contrast stitch available on selected leathers. Large and small double recliner sofas are delivered in two sections that link together. Seat cushions and back cushions are non-reversible. Our recliner furniture requires room to recline. Scatter cushions are available at extra cost.



SEATTLE

3 Seater Sofa shown in Block Gravel.



## Contrast stitching options


Contrast stitching will appear on seat cushions, back cushions, front borders, and arms. Contrast stitching is optional for leather pieces only. There are 18 options for contrast stitching:



**Cambridge Sky**  
Dark Grey stitching




**Cambridge Olive**  
Beige stitching




**Cambridge Sand**  
Sand stitching




**Cambridge Chalk**  
Beige stitching



**Cambridge Cloud**  
Dark Grey stitching




**Cambridge Grey**  
Beige stitching




**Cambridge Stone**  
Beige stitching




**Cambridge Plaster**  
Beige stitching




**Cambridge Putty**  
Beige stitching




**Cambridge Taupe**  
Beige stitching




**Cambridge Tan**  
Beige stitching




**Cambridge Conker**  
Sand stitching




**Cambridge Earth**  
Sand stitching




**Cambridge Buffalo**  
Sand stitching




**Cambridge Navy**  
Dark Grey stitching



**Cambridge Petrol Blue**  
Dark Grey stitching



**Cambridge Slate**  
Dark Grey stitching



**Cambridge Black**  
Dark Grey stitching

Main cover and contrast stitching options can't be swapped.  
If contrast stitching is not selected, the furniture will be supplied with self-coloured stitching.



3 Seater Sofa is shown in Cambridge Grey.  
Footstool shown in Lisbon Summer



SEATTLE



## SEATTLE

With clean, straight lines and sleek arm details, Seattle offers contemporary elegance to any space. Crisp tailoring details, paired with full and sumptuous cushions provide a beautiful balance of style and comfort. You can choose to add contrast stitching on leather models, whilst power recliner options are also available with a USB charging point and lumbar support. Turn the heat up - Seattle has the option of Heated Seats on all units.

AVAILABLE IN FABRIC AND LEATHER.

Seattle is available in the following models:



3 SEATER SOFA



3 SEATER DOUBLE RECLINER SOFA  
(MANUAL/POWER)



3 SEATER  
RECLINER SOFA WITH  
POWER LUMBAR



2.5 SEATER SOFA



2.5 SEATER DOUBLERECLINER SOFA  
(MANUAL/POWER)



2.5 SEATER  
RECLINER SOFA WITH  
POWER LUMBAR



2 SEATER SOFA



2 SEATER DOUBLE RECLINER SOFA  
(MANUAL/POWER)



2 SEATER  
RECLINER SOFA WITH  
POWER LUMBAR



ARMCHAIR



RECLINER ARMCHAIR  
(MANUAL/POWER)



RECLINER  
ARMCHAIR WITH  
POWER LUMBAR



FOOTSTOOL



STORAGE  
FOOTSTOOL

	H	D	W	Seat Height	Seat Depth	Seat Width	Clearance needed for full recline
--	---	---	---	-------------	------------	------------	-----------------------------------

All dimensions in mm/inches

Armchair	1010/39.7	1040/41.0	960/37.8	510/20.1	540/21.3	420/16.5	-
2 Seater Sofa	1010/39.7	1040/41.0	1500/59.1	510/20.1	540/21.3	960/37.8	-
2.5 Seater Sofa	1010/39.7	1040/41.0	1720/67.7	510/20.1	540/21.3	1180/46.5	-
3 Seater Sofa	1010/39.7	1040/41.0	2020/79.5	510/20.1	540/21.3	1480/58.3	-
Footstool	415/16.4	555/21.9	705/27.8	-	-	-	-
Storage Footstool	415/16.4	555/21.9	705/27.8	-	-	-	-
Recliner Armchair (Manual/Power)	1010/39.7	1040/41.0	960/37.8	510/20.1	540/21.3	420/16.5	50/2
2 Seater Recliner Sofa (Double)(Manual/Power)	1010/39.7	1040/41.0	1500/59.1	510/20.1	540/21.3	960/37.8	50/2
2.5 Seater Recliner Sofa (Double)(Manual/Power)	1010/39.7	1040/41.0	1720/67.7	510/20.1	540/21.3	1180/46.5	50/2
3 Seater Recliner Sofa (Double)(Manual/Power)	1010/39.7	1040/41.0	2020/79.5	510/20.1	540/21.3	1480/58.3	50/2
Recliner Armchair with Power Lumbar	1010/39.7	1040/41.0	960/37.8	510/20.1	540/21.3	420/16.5	50/2
2 Seater Recliner Sofa with Power Lumbar (Double)	1010/39.7	1040/41.0	1500/59.1	510/20.1	540/21.3	960/37.8	50/2
2.5 Seater Recliner Sofa with Power Lumbar (Double)	1010/39.7	1040/41.0	1720/67.7	510/20.1	540/21.3	1180/46.5	50/2
3 Seater Recliner Sofa with Power Lumbar (Double)	1010/39.7	1040/41.0	2020/79.5	510/20.1	540/21.3	1480/58.3	50/2

All measurements are approximate and relate to the overall size of the item including soft arm cushions where fitted and back cushions. All recliner furniture supplied on fixed feet. Show wood feet in a choice of finishes are available on static pieces only.

Recliner available in manual or power versions. Power versions are available with an additional lumbar version. Power versions have touch buttons with USB charging point. All Seattle units have the option of Heated Seats. Rechargeable power packs are not available on Sofas and Chairs with Heat. 2, 2.5 and 3 seater double recliner sofas are delivered in 2 sections which link together. Seat cushions on recliner chairs/sofas are a fixed type. Our recliner furniture requires room to recline. Castors are available as an option on static pieces only. Scatter cushions are available at extra cost.





Corner Sofa shown in Stingray Indigo.



**THORNBURY**

EXCLUSIVELY AT

**Furniture  
Village**





Small Sofa shown in Cambridge Chalk, Recliner Armchair and Footstool shown in Stingray Indigo.



**THORNBURY**

EXCLUSIVELY AT

**Furniture  
Village**





## THORNBURY

Thornbury emanates a contemporary, timeless charm. Offering the answer to ultimate comfort, Thornbury comes with the option of additional headrest & lumbar support, allowing tailored comfort on power units.

AVAILABLE IN FABRIC AND LEATHER.

Thornbury is available in the following models:



ARMCHAIR



RECLINER ARMCHAIR  
(MANUAL/POWER/POWER HEADREST & LUMBAR AVAILABLE)



SMALL SOFA



SMALL DOUBLE RECLINER SOFA  
(MANUAL/POWER/POWER HEADREST & LUMBAR AVAILABLE)



LARGE SOFA



LARGE SOFA DOUBLE RECLINER SOFA  
(MANUAL/POWER/POWER HEADREST & LUMBAR AVAILABLE)



ARMLESS UNIT



CURVED CORNER UNIT



LHF UNIT



LHF RECLINER UNIT  
(MANUAL/POWER/POWER HEADREST & LUMBAR AVAILABLE)



RHF UNIT



RHF RECLINER UNIT  
(MANUAL/POWER/POWER HEADREST & LUMBAR AVAILABLE)



FOOTSTOOL



STORAGE FOOTSTOOL

	H	D	W	Seat Height	Seat Depth	Seat Width	Clearance needed for full recline
All dimensions in mm/inches							
Armchair	1070/42.3	1060/41.8	1000/39.3	520/20.5	530/20.8	480/19.0	-
Recliner Armchair (Manual/Power)	1070/42.3	1060/41.8	1000/39.3	520/20.5	530/20.8	480/19.0	80/3.3
Recliner Armchair with Power Headrest & Lumbar	1070/42.3	1060/41.8	1000/39.3	520/20.5	530/20.8	480/19.0	80/3.3
Small Sofa	1070/42.3	1060/41.8	1700/67.0	520/20.5	530/20.8	1180/46.5	-
Small Double Recliner Sofa (Manual/Power)	1070/42.3	1060/41.8	1700/67.0	520/20.5	530/20.8	1180/46.5	80/3.3
Small Double Recliner Sofa with Power Headrest & Lumbar	1070/42.3	1060/41.8	1700/67.0	520/20.5	530/20.8	1180/46.5	80/3.3
Large Sofa	1070/42.3	1060/41.8	2000/78.8	520/20.5	530/20.8	1480/58.3	-
Large Double Recliner Sofa (Manual/Power)	1070/42.3	1060/41.8	2000/78.8	520/20.5	530/20.8	1480/58.3	80/3.3
Large Double Recliner Sofa with Power Headrest & Lumbar	1070/42.3	1060/41.8	2000/78.8	520/20.5	530/20.8	1480/58.3	80/3.3
Armless Unit	1070/42.3	1060/41.8	650/25.5	520/20.5	530/20.8	650/25.5	-
Curved Corner Unit	1070/42.3	1250/49.3	1250/49.3	520/20.5	530/20.8	Front 290/11.5 Back 1040/41.0	-
LHF/RHF Unit	1070/42.3	1060/41.8	851/33.5	520/20.5	530/20.8	590/23.3	-
LHF/RHF Manual Recliner Unit	1070/42.3	1060/41.8	851/33.5	520/20.5	530/20.8	590/23.3	80/3.3
LHF/RHF Power Recliner Unit	1070/42.3	1060/41.8	851/33.5	520/20.5	530/20.8	590/23.3	80/3.3
LHF/RHF Power Recliner Unit with Headrest & Lumbar	1070/42.3	1060/41.8	851/33.5	520/20.5	530/20.8	590/23.3	80/3.3
Footstool	420/16.5	560/22.0	710/28.0	-	-	-	-
Storage Footstool	420/16.5	560/22.0	710/28.0	-	-	-	-

LHF (left hand facing) the arm is on the left hand side of the unit when viewed from the front. RHF (right hand facing) the arm is on the right hand side of the unit when viewed from the front. All measurements are approximate and relate to the overall size of the item, including soft arm cushions where fitted and back cushions. All furniture is supplied on fixed feet. Castors are available as an option on static pieces only. Available in a selection of fabrics and leathers. Recliners are available in manual or power versions. Power versions have touch buttons with a USB charging port. Power recliner pieces have the option of a headrest/lumbar support. Seat cushions are a chaise-style fixed type. All seat cushions and back cushions are non-reversible. Small & Large recliner sofas are delivered in two sections which link together. Corner sofas are delivered in sections which link together. Our recliner furniture requires room to recline. Please note: recliner sofas with headrest/lumbar functionality will require a purchase of two rechargeable power packs for remote operation.



3 Seater Sofa, 2 Seater Recliner Sofa and Footstool shown in Mirage Powder.  
(Scatter cushions are stylist's own.)



WASHINGTON





WASHINGTON

3 Seater Sofa and Footstool shown in Capri Chalk.  
(Scatter cushions are stylist's own.)



## WASHINGTON

Sleek and refined, yet sumptuously comfortable, the clean lines of this sofa are the epitome of modern design. Finely tailored with excellent lumbar support and distinctive looks, the Washington is made for relaxing in style.

AVAILABLE IN FABRIC AND LEATHER.

Washington is available in the following models:



3 SEATER SOFA



3 SEATER RECLINER SOFA



2 SEATER SOFA



2 SEATER RECLINER SOFA



ARMCHAIR



RECLINER CHAIR



FOOTSTOOL  
(STORAGE FOOTSTOOL ALSO AVAILABLE)

	H	D	W	Seat Height	Seat Depth	Seat Width	Clearance needed for full recline
All dimensions in mm/inches							
Armchair	1010/39.8	1054/41.5	1003/39.5	508/20.0	546/21.5	445/17.5	-
Armchair with Wooden Feet	1016/40.0	1054/41.5	1003/39.5	514/20.3	546/21.5	445/17.5	-
2 Seater Sofa	1010/39.8	1054/41.5	1753/69.0	508/20.0	546/21.5	1168/46.0	-
2 Seater Sofa with Wooden Feet	1016/40.0	1054/41.5	1753/69.0	514/20.3	546/21.5	1168/46.0	-
3 Seater Sofa (2 cushion)	1010/39.8	1054/41.5	2045/80.5	508/20.0	546/21.5	1448/57.0	-
3 Seater Sofa (2 cushion) with Wooden Feet	1016/40.0	1054/41.5	2045/80.5	514/20.3	546/21.5	1448/57.0	-
Footstool/Storage Footstool	415/16.4	555/21.9	705/27.8	-	-	-	-
Recliner Chair	1003/39.5	1054/41.5	1092/39.5	508/20.0	546/21.5	445/17.5	64/2.5
2 Seater Recliner Sofa (double)	1003/39.5	1054/41.5	1715/69.0	508/20.0	546/21.5	1168/46.0	64/2.5
3 Seater Recliner Sofa (double)	1003/39.5	1054/41.5	2045/80.5	508/20.0	546/21.5	1448/57.0	64/2.5

All measurements are approximate and relate to the overall size of the item including soft arm cushions where fitted and back cushions. All recliner furniture supplied on fixed feet only. Metal castors are available as a free option on static furniture without wooden feet only (not recliner furniture) when ordering your furniture. Recliner available in manual or power versions. Power version has touch buttons. 2 and 3 seater double recliner sofas are delivered in 2 sections which link together. Seat cushions on recliner chairs/sofas are a fixed type. 3 seater sofas in this range have 2 seat/back cushions. Our recliner furniture requires room to recline - please see further info for exact measurements. Wooden feet are available in a choice of Oak, Walnut, Mahogany or Ebony finish on static furniture only. Recliner sofas and chairs are not available with wooden feet.