



■ SLEEP

■ RELAX

■ DRESS



CD STUDIOLINE

Wardrobe and bed system

Price list range

Retail price list 1/2025

including VAT, Price list number: 4590

ROOM PLANNING POSSIBLE WITH:

furn plan



Dieselstraße 41-47
D-33442 Herzebrock-Clarholz

Hotline sales: +49(0)5245/440915 Mo-Sa 7:30-20:00

Mail: uk@disselkamp.de



CD STUDIOLINE

Product features & quality standards

Materials & Craftsmanship

Our furniture is crafted using carefully selected real wood veneers, high-quality lacquers, and solid wood components. We use German-made particleboard that meets DIN EN312 and DIN EN14322 standards.

Electric fittings approved by the German Electro-Technology

All fittings are made of durable metal, providing excellent stability and load resistance.

Clothes rails are also metal and securely mounted in metal holders to withstand heavy use.

Lighting: This product includes light sources rated in Energy Efficiency Class G.

Shelves are 23 mm thick, height-adjustable, and supported by four sturdy brackets.

Manufactured in Germany.

Inner carcass and drawer frames are finished in white.

All surface finishes comply with EU Toy Safety Standard EN 71 Part 3.

Wardrobe details:

All doors are equipped with high-quality soft-close hinges.

The wardrobe doors feature brush trim/dust seals.

Drawers & Sliding Doors:

All drawers are cushioned and self-closing.

Sliding doors include soft-close dampers and derailment protection as standard.

All beds feature a 4-way height-adjustable slatted frame support, with 2.5 cm grid and 18 cm insertion depth.

Manufacturing Notes

Natural Material Variation: Color and shading differences are natural in real wood veneers and solid wood.

Variations may appear even within adjacent surfaces.

Room Conditions: Ideal room climate: 45–66% humidity, 18–21°C temperature. Prolonged exposure to extreme conditions may lead to material changes such as door warping.

Certification: Our products meet the ****RAL GZ 430**** standards set by the German Association for Quality Furniture, ensuring high manufacturing quality and healthy living requirements.

Visual Inspection:

Evaluations should be made from a 70 cm distance, under diffuse daylight, with normal vision.

Guarantee Information:

C. Disselkamp offers a 5-year guarantee on all furniture components (including the legally required 2-year warranty), valid from the delivery date and only applicable to new furniture purchased by the Covers material and manufacturing defects.

Excludes:

commercial use, misuse or improper installation, water damage, discoloration due to light or climate, cleaning damage or wear and tear from normal use, use of non-original parts.

For trade goods, such as electric parts, lights, transformers etc. applied the warranty stipulated and accordingly the guarantee of the current supplier.

Conditions:

Repairs or replacements do not extend the guarantee period. Assembly/follow-up costs are not included.

Guarantee becomes void upon resale.

Proper storage, assembly, and maintenance are required for guarantee validity.

Note: Please follow all care instructions and assembly guidelines—failure to do so voids the guarantee.

Care instructions & tips:

Do not place damp items (e.g., drinks, acidic substances, wet hair) directly on surfaces and PVC or rubber parts directly on furniture, as these may cause discoloration.

Ventilation & Space: Allow 3 cm of clearance on the sides and 2 cm above when installing wardrobes.

Mobility: All fittings are designed for professional assembly/disassembly, making the furniture easy to move.

Carrying capacity:

Load Capacity: Shelves: 25 kg, drawers/clothes rails (≤45 cm): 18 kg, drawers/clothes rails (≤90 cm): 20 kg, single beds: 150 kg (even load), double beds: 125 kg per side (even load)

Cleaning:

Use only a soft cotton or leather cloth moistened with lukewarm water. Avoid microfiber cloths. Clean monthly; for fabric headboards, clean weekly.

Brush fabric covers or vacuum gently. Clean faux leather with a damp cotton cloth. Glass surfaces: use a soft cloth and a mild, non-abrasive cleaner.

Glass surfaces: use a soft cloth and a mild, non-abrasive cleaner.

Metal surfaces: clean with a damp cloth using circular motions.

Disclaimer:

All product specifications and images reflect the latest available information at the time of printing. The manufacturer reserves the right to make changes without prior notice.

Images are for illustration purposes only and may differ from the actual product.



CD STUDIOLINE

Contents

Description	page
Product information	02
Contents	03
Colour and veneer versions as well as upholstery headboard covers	04
Handles	05
Hinged door design, colour options, price group assignment	06
Hinged doors	07-09
Corner wardrobe 90°, walk in corner 2 doors, angled wardrobe	10
Shelf-elements, front drawers	11
TV - element in veneer and lacquer white	12
Hinged doors with design panel	13-15
Corner wardrobe 90°, walk in corner 2 doors, angled wardrobe	16
Shelf- and TV - elements, front drawers	17
Sliding doors, colour options, price group assignment	18-19
Sliding doors	20
Lights for sliding doors	21
Technical drawing	22
Special fittings	23
Internal fittings	24
Bed system	25-27
Chests and bedside cabinets, design O-Line & U-Line	28-29
Units with continuous worktop, design O-Line & U-Line	30

CD STUDIOLINE

Colour options:

Carcass



The TV element/open compartment is available in all veneer finishes and lacquer white.

Front

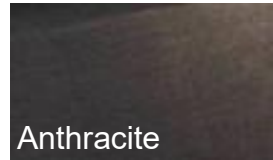


Accent band



Upholstered headboard colours:



In fabric Stone:



Carcases inside













Synthetic leather:



Brush fabric covers or vacuum gently. Clean faux leather with a damp cotton cloth. Glass surfaces: use a soft cloth and a mild, non-abrasive cleaner.

CD STUDIOLINE

Handle designs for wardrobes and associated handles for chests

Hinged doors								Chests and bedside cabinets			
	Handle Colour	Handle Code	Abbreviation	Handle length in mm	Handle depth in mm	Drilling distance in mm	PG 1-2 Pricegroup		Handle Code	Abbreviation	Handle length in mm
Handle bow front-mounted, for plain doors											
	Nickel coloured	90947	23N	227	30	192	no charge		90947	23N	227
	Anthracite	90984	23A	227	30	192	no charge		90984	23A	227
	White	90933	23W	227	30	192	no charge		90933	23W	227
	Satin Grey	90936	23SG	227	30	192	no charge		90936	23SG	227
	Taupe	90937	23T	227	30	192	no charge		90937	23T	227
	all doors with handles	90955	per handle				33,-				
Handle bow front-mounted, for plain doors											
	Nickel coloured	90968	108N	1080	36	192	92,-		90947	23N	227
	Anthracite	90966	108A	1080	36	192	92,-		90984	23A	227
	White	90938	108W	1080	36	192	92,-		90933	23W	227
	Satin Grey	90931	108SG	1080	36	192	92,-		90936	23SG	227
	Taupe	90930	108T	1080	36	192	92,-		90937	23T	227
	all doors with handles	90855	per handle				92,-				
Basic side-mounted, for all doors											
	Nickel coloured	90982	18N	180	16	128	no charge		90947	23N	227
	Anthracite	90973	18A	180	16	128	no charge		90984	23A	227
	All doors with handle NOT possible.										
Highline side-mounted, for all doors											
	Nickel coloured	90868	TLN	2254	36	-	127,-		90947	23N	227
	Anthracite	90866	TLA	2254	36	-	127,-		90984	23A	227
	White	90865	TLW	2254	36	-	127,-		90933	23W	227
	Satin Grey	90863	TLSG	2254	36	-	127,-		90936	23SG	227
	Taupe	90864	TLT	2254	36	-	127,-		90937	23T	227
	All doors with handle NOT possible.										
				Height: 207 cm	2030						
				Height: 242 cm	2382						
	<u>Attention: 2-door elements with handle strip, always get two spot LEDs (1 spot per door), if ordered with lighting. Pencil LED stay with one light, per element.</u>										
Handle strip side-mounted, for sliding door robes											
	Nickel coloured	97003	TLN	2254	20	-	no charge		90947	23N	227
	Anthracite	95003	TLA	2254	20	-	no charge		90984	23A	227
	Veneer	96003	TLF	2254	20	-	274,-				
				Height: 207 cm	2030						
				Height: 242 cm	2382						

CD STUDIOLINE

Hinged doors, colour and price options

Carcass always inside in LACQUER white. In height 207+229 cm at the same price in real wood veneer. If so, please indicate at your order.

Order examples for hinged door wardrobes:



Plain doors, corner unit and TV-element, colour: 1602



Accent band doors, colour option with furnplan, colour: 1656



Plain doors, front drawers veneered, colour: 1654

Carcass lacquer:

		CARCASS AND ACCENT BAND			
		Lacquer White	Lacquer Basalt	Lacquer Satin Grey	Lacquer Taupe
Front:					
Lacquer White	PG1	1602 (160.02.02)	PG2 1655 (160.02.05)	1653 (160.02.10)	1657 (160.02.11)
Lacquer Sand	PG2	1612 (160.21.02)	1615 (160.21.05)	1613 (160.21.10)	1617 (160.21.11)
Lacquer Taupe	PG2	1632 (160.23.02)	1635 (160.23.05)	1633 (160.23.10)	1607 (160.23.11)
Lacquer Satin Grey	PG2	1622 (160.22.02)	1625 (160.22.05)	1603 (160.22.10)	1627 (160.22.11)
Lacquer Basalt	PG2	1672 (160.19.02)	1605 (160.19.05)	1673 (160.19.10)	1677 (160.19.11)
Heart beech	PG2	1642 (160.09.02)	1645 (160.09.05)	1643 (160.09.10)	1647 (160.09.11)
Wild oak	PG2	1662 (160.06.02)	1665 (160.06.05)	1663 (160.06.10)	1667 (160.06.11)
Balken oak	PG2	1692 (160.04.02)	1695 (160.04.05)	1693 (160.04.10)	1697 (160.04.11)

Carcass veneered:

		CARCASS AND ACCENT BAND		
		Heart beech	Wild oak	Balken oak
Front:				
Lacquer White	PG2	1659 (160.02.09)	1656 (160.02.06)	1654 (160.02.04)
Lacquer Sand	PG2	1619 (160.21.09)	1616 (160.21.06)	1614 (160.21.04)
Lacquer Taupe	PG2	1639 (160.23.09)	1636 (160.23.06)	1634 (160.23.04)
Lacquer Satin Grey	PG2	1629 (160.22.09)	1626 (160.22.06)	1624 (160.22.04)
Lacquer Basalt	PG2	1679 (160.19.09)	1676 (160.19.06)	1674 (160.19.04)
Heart beech	PG2	1609 (160.09.09)	-	-
Wild oak	PG2	-	1606 (160.06.06)	-
Balken oak	PG2	-	-	1604 (160.04.04)

The code number in (xxx.xx.xx) will come into force in the course of 2025. We will inform you early. Until then, nothing will change for your orders.

Selection for the accent band, if different from the carcass:



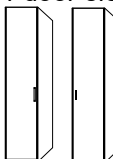
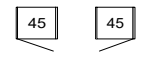
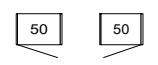
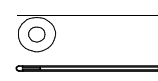
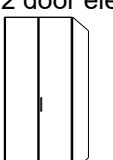
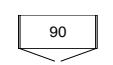
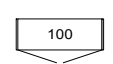


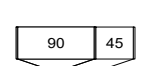
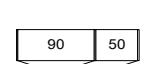


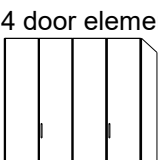
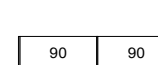




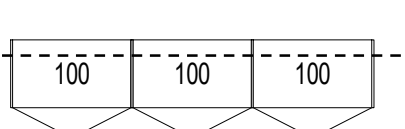
CD STUDIOLINE

Basic wardrobes, 1 to 4 doors incl. side panels

2 shelves per unit, 1 hanging rail, 1 handle, carcass inside in white lacquer. Depth 59.5 cm incl. front.
Height 207.0 or 229.4 cm at the same price (item 90015).

PLAIN DOORS

Cornice and Frame
H:19 mm or 33 mm

Carcass finishes		Front finishes			Price group		19er + 33er	Cornice		Frame			
Lacquer White		Lacquer White			PG 1			64,0	1,9	3,3	64,0	1,9	3,3
real wood veneered/lacquer		real wood veneered/lacquer			PG 2								
Ventilation & Space: Allow 3 cm of clearance on the sides and 2 cm above when installing wardrobes.													
Basic units	Ground view	Description	Code	W	H	PG 1 £	PG 2 £	Thick. mm	Cornice Code	PG 1-2 £	Frame Code	PG 1-2 £	
1 door element 		1 door left, 45 1 door right, 45	93313 93013	46,4 46,4	207,0 229,4 242,2	667,- 667,- 711,-	686,- 686,- 732,-	19 33	900458 90211	51,- 51,-	900454 90215	311,- 311,-	
		1 door left, 50 1 door right, 50	98350 98050	51,4 51,4	207,0 229,4 242,2	688,- 688,- 736,-	707,- 707,- 757,-	19 33	900508 900502	51,- 51,-	900504 900505	311,- 311,-	
		1 Spot LED, basic 1 Pencil LED, basic								90341 90351	212,- 212,-	90341 90351	212,- 212,-
			2 doors, 90	93023	91,0	207,0 229,4 242,2	900,- 900,- 964,-	927,- 927,- 992,-	19 33	900908 90221	74,- 74,-	900904 90225	332,- 332,-
2 door element		2 doors, 100	98100	101,0	207,0 229,4 242,2	953,- 953,- 1.022,-	983,- 983,- 1.052,-	19 33	901008 901002	74,- 74,-	901004 901005	332,- 332,-	
		1 Top mounted LED, basic 1 Spot LED, basic 1 Pencil LED, basic							90051 90341 90351	313,- 212,- 212,-	90051 90341 90351	313,- 212,- 212,-	
	3 door element 		3 doors, 90/45R	93033	135,5	207,0 229,4 242,2	1.436,- 1.436,- 1.535,-	1.479,- 1.479,- 1.581,-	19 33	901358 90231	95,- 95,-	901354 90235	352,- 352,-
			3 doors, 90/50R	98140	140,5	207,0 229,4 242,2	1.500,- 1.500,- 1.604,-	1.546,- 1.546,- 1.652,-	19 33	901408 901402	95,- 95,-	901404 901405	352,- 352,-
		3 doors, 100/50R	98150	150,5	207,0 229,4 242,2	1.553,- 1.553,- 1.659,-	1.599,- 1.599,- 1.709,-	19 33	901508 901502	95,- 95,-	901504 901505	352,- 352,-	
3 door element		1 Top mounted LED, basic 2 Spot LEDs, basic 2 Pencil LEDs, basic							90051 90342 90352	313,- 320,- 320,-	90051 90342 90352	313,- 320,- 320,-	
	4 door element 		4 doors, 90/90	93043	180,1	207,0 229,4 242,2	1.622,- 1.622,- 1.732,-	1.670,- 1.670,- 1.785,-	19 33	901808 90241	109,- 109,-	901804 90245	366,- 366,-
			4 doors, 100/90	98190	190,1	207,0 229,4 242,2	1.760,- 1.760,- 1.884,-	1.813,- 1.813,- 1.942,-	19 33	901908 901902	109,- 109,-	901904 901905	366,- 366,-
			4 doors, 100/100	98200	200,1	207,0 229,4 242,2	1.827,- 1.827,- 2.096,-	1.882,- 1.882,- 2.158,-	19 33	902008 902002	109,- 109,-	902004 902005	366,- 366,-
4 door element		2 Top mounted LEDs, basic 2 Spot LEDs, basic 2 Pencil LEDs, basic							90052 90342 90352	440,- 320,- 320,-	90052 90342 90352	440,- 320,- 320,-	
		Wardrobes without doors, for your dressing room	90090									- 40 %	
	Second depth 41,7 cm	90017										without charge	

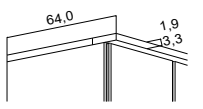
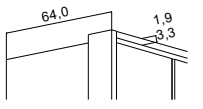
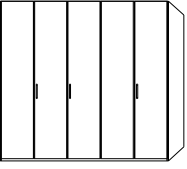
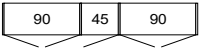
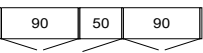
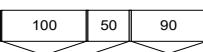
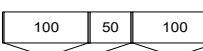
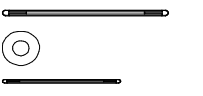
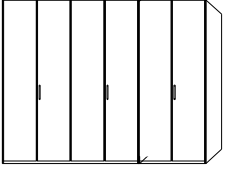
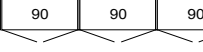
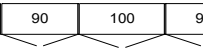
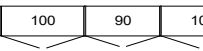
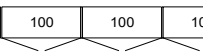


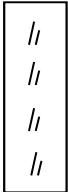

CD STUDIOLINE

Basic wardrobes, 5 to 6 doors incl. side panels

2 shelves per unit, 1 hanging rail, 1 handle, carcass inside in white lacquer. Depth 59.5 cm incl. front.
Height 207.0 or 229.4 cm at the same price (item 90015).

PLAIN DOORS

Cornice and Frame
H:19 mm or 33 mm

Carcass finishes		Front finishes		Price group				19er + 33er		Cornice		Frame		
Lacquer White		Lacquer White		PG 1										
real wood veneered/lacquer		real wood veneered/lacquer		PG 2										
Ventilation & Space: Allow 3 cm of clearance on the sides and 2 cm above when installing wardrobes.						PG 1	PG 2			Thick.	Cornice	PG 1-2	Frame	PG 1-2
Basic units	Ground view	Description	Code	W	H	£	£		mm	Code	£	Code	£	
5 door element 		5 doors, 90/45R/90	93053	224,6	207,0 229,4 242,2	2.139,- 2.139,- 2.289,-	2.204,- 2.204,- 2.358,-		19 33	902258 90251	129,- 129,-	902254 90255	387,- 387,-	
		5 doors, 90/50R/90	98230	229,6	207,0 229,4 242,2	2.298,- 2.298,- 2.457,-	2.369,- 2.369,- 2.533,-		19 33	902308 902302	129,- 129,-	902304 902305	387,- 387,-	
		5 doors, 100/50R/90	98240	239,6	207,0 229,4 242,2	2.340,- 2.340,- 2.501,-	2.409,- 2.409,- 2.579,-		19 33	902408 902402	129,- 129,-	902404 902405	387,- 387,-	
		5 doors, 100/50R/100	98250	249,6	207,0 229,4 242,2	2.399,- 2.399,- 2.572,-	2.473,- 2.473,- 2.648,-		19 33	902508 902502	129,- 129,-	902504 902505	387,- 387,-	
		2 Top mounted LEDs, basic 3 Spot LEDs, basic 3 Pencil LEDs, basic									90052 90343 90353	440,- 442,- 442,-	90052 90343 90353	440,- 442,- 442,-
6 door element 		6 doors, 90/90/90	93063	269,2	207,0 229,4 242,2	2.376,- 2.376,- 2.542,-	2.448,- 2.448,- 2.620,-		19 33	902708 90261	152,- 152,-	902704 90265	410,- 410,-	
		6 doors, 90/100/90	98280	279,2	207,0 229,4 242,2	2.547,- 2.547,- 2.726,-	2.625,- 2.625,- 2.806,-		19 33	902808 902802	152,- 152,-	902804 902805	410,- 410,-	
		6 doors, 100/90/100	98290	289,2	207,0 229,4 242,2	2.611,- 2.611,- 2.795,-	2.691,- 2.691,- 2.880,-		19 33	902908 902902	152,- 152,-	902904 902905	410,- 410,-	
		6 doors, 100/100/100	98300	299,2	207,0 229,4 242,2	2.634,- 2.634,- 2.816,-	2.712,- 2.712,- 2.903,-		19 33	903008 903002	152,- 152,-	903004 903005	410,- 410,-	
		2 Top mounted LEDs, basic 1 Top mounted LED, basic 3 Spot LEDs, basic 3 Pencil LEDs, basic									90052 90053 90343 90353	440,- 578,- 442,- 442,-	90052 90053 90343 90353	440,- 578,- 442,- 442,-
Mirror for front-mounted handles, with rim: 	For 45 cm and 90 cm elements	Mirror, plain door: Mirror LHF door Mirror RHF door	90615 90715			88,- 88,-	88,- 88,-							
	For 50 cm and 100 cm elements	Mirror, plain door: Mirror LHF door Mirror RHF door	90618 90718			88,- 88,-	88,- 88,-							
Mirror for side-mounted handles, full-surface: 	For 45 cm and 90 cm elements	Mirror, plain door: Mirror LHF door Mirror RHF door	90637 90737			88,- 88,-	88,- 88,-							
	For 50 cm and 100 cm elements	Mirror, plain door: Mirror LHF door Mirror RHF door	90636 90736			88,- 88,-	88,- 88,-							
	4-channel remote control (1 channel included): 1-channel adapter as an addition: Function: Spot LED light/dark dimmable + light color 2,700-6,000 Kelvin Pencil LED light/dark dimmable + light color 2,700-6,000 Kelvin Top mounted LED light/dark dimmable + light color 2,700-6,000 Kelvin										90005 90405	122,- 46,-		

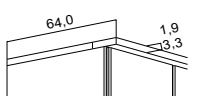
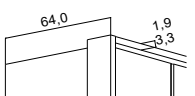
CD STUDIOLINE

Extension elements, incl. centre panel

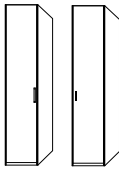





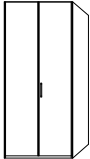



2 shelves per unit, 1 hanging rail, 1 handle, carcass inside in white lacquer. Depth 59.5 cm incl. front.
Height 207.0 or 229.4 cm at the same price (item 90015).

PLAIN DOORS

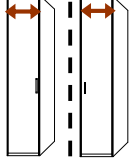
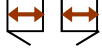
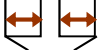

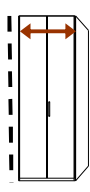




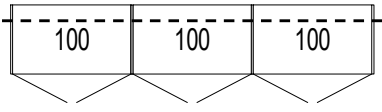
Cornice and Frame
H:19 mm or 33 mm

Carcass finishes	Front finishes	Price group	19er + 33er	Cornice	Frame
Lacquer White	Lacquer White	PG 1			
real wood veneered/lacquer	real wood veneered/lacquer	PG 2			

Ventilation & Space: Allow 3 cm of clearance on the sides and 2 cm above when installing wardrobes. PG 1 PG 2

Extension units	Ground view	Description	Code	W	H	£	£	Thick. mm	Cornice Code	PG 1-2 £	Frame Code	PG 1-2 £
Extension unit 1 door 		1 door left	93113	44,5	207,0	564,-	580,-	19	900448	42,-	900444	42,-
		1 door right	93213	44,5	229,4	564,-	580,-	33	90311	42,-	90315	42,-
					242,2	603,-	621,-					
		1 door left	98149	49,5	207,0	601,-	619,-	19	900498	42,-	900494	42,-
		1 door right	98249	49,5	229,4	601,-	619,-	33	900492	42,-	900495	42,-
					242,2	640,-	661,-					
		1 Spot LED, extension 1 Pencil LED, extension							90340 90350	125,- 125,-	90340 90350	125,- 125,-
Extension unit 2 doors 		2 doors	93223	89,1	207,0	778,-	799,-	19	900898	58,-	900894	58,-
					229,4	778,-	799,-	33	90321	58,-	90325	58,-
					242,2	831,-	854,-					
		2 doors	98099	99,1	207,0	854,-	879,-	19	900998	58,-	900994	58,-
					229,4	854,-	879,-	33	900992	58,-	900995	58,-
					242,2	914,-	939,-					
		1 Top mounted LED, extension 1 Spot LED, extension 1 Pencil LED, extension							90050 90340 90350	244,- 125,- 125,-	90050 90340 90350	244,- 125,- 125,-

Flexible elements

Flex element 1 door 		Basic flexible element 1 door left 1 door right	993313	21,9 -	207,0	932,-	957,-	19	900508	51,-	900504	311,-
			993013	51,4	229,4	932,-	957,-	33	900502	51,-	900505	311,-
					242,2	980,-	1.008,-					
		Extension flexible element 1 door left 1 door right	993113	20-49	207,0	845,-	870,-	19	900498	42,-	900494	42,-
			993213	20-49	229,4	845,-	870,-	33	900492	42,-	900495	42,-
					242,2	847,-	872,-					
		1 Spot LED, extension 1 Pencil LED, extension							90340 90350	125,- 125,-	90340 90350	125,- 125,-
Flex element 2 doors 		Basic flexible element 2 doors	993023	41,9 -	207,0	1.265,-	1.302,-	19	901008	74,-	901004	332,-
				101	229,4	1.265,-	1.302,-	33	901002	74,-	901005	332,-
					242,2	1.314,-	1.351,-					
		Extension flexible element 2 doors	993223	40-99	207,0	1.167,-	1.199,-	19	900998	58,-	900994	58,-
				40-99	229,4	1.167,-	1.199,-	33	900992	58,-	900995	58,-
					242,2	1.224,-	1.259,-					
		1 Spot LED, extension 1 Pencil LED, extension							90340 90350	125,- 125,-	90340 90350	125,- 125,-
	Wardrobes without doors, for your dressing room	90090	- 40 %									
	Second depth 41,7 cm	90017	without charge									

CD STUDIOLINE

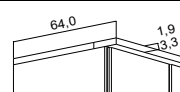
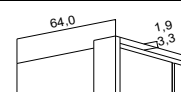
Basic and add-on corner wardrobes, angled wardrobes

Basic wardrobes incl. 2 outer panels, extension units with 1 centre panel

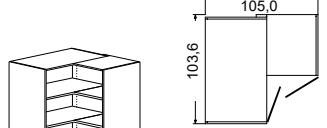
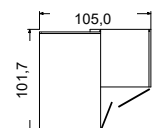
2 shelves per unit, 1 hanging rail, 1 handle, carcass inside in white lacquer. Depth 59.5 cm incl. front. Height 207.0 or 229.4 cm at the same price (item 90015).

PLAIN DOORS




Cornice and Frame
H: 19 mm or 33 mm

Carcass finishes	Front finishes	Price group		19er + 33er	Cornice		Frame	
Lacquer White	Lacquer White	PG 1						
real wood veneered/lacquer	real wood veneered/lacquer	PG 2						

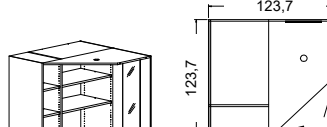
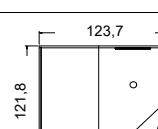
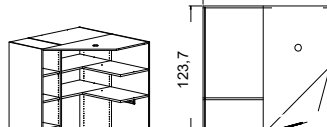
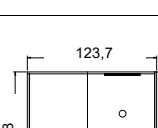
Ventilation & Space: Allow 3 cm of clearance on the sides and 2 cm above when installing wardrobes.

Corner unit 90°	Description	Code	W	H	PG 1 £	PG 2 £	Stärke mm	Cornice Code	PG 1-2 £	Frame Code	PG 1-2 £
	Basic corner wardrobe 90°, 2-doors	93196	105,0	207,0	1.877,-	1.935,-	19	901048	148,-	Technically not possible	
					229,4	1.935,-					
	Extension corner wardrobe 90°, 2 doors (for cornice/frame, 2 lights necessary)	93197	102,0	207,0	1.643,-	1.693,-	19	901038	90,-	901034	90,-
					229,4	1.693,-					
					2.008,-	2.070,-					
					1.758,-	1.811,-					



Lighting for corner 90°

	1 Top mounted LED, basic	90051			313,-	313,-					
	1 Top mounted LED, extension	90050			244,-	244,-					
	2 Spot LEDs, basic	90342			320,-	320,-					
	1 Spot LED, extension	90340			125,-	125,-					
	(Quantity of 2, for corner unit 90°)										
	2 Pencil LEDs, basic	90352			320,-	320,-					
	1 Pencil LED, extension	90350			125,-	125,-					
	(Quantity of 2, for corner unit 90°)										

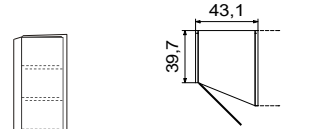
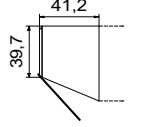
Walk in corner 2 doors

	Basic wardrobe, corner walk-in, 2-doors, incl. 2 mirrors, including interior lighting * for 70133 (90 cm inner drawers) suitable	93192	123,7	207,0	1.983,-	2.043,-	19	901258	148,-	Technically not possible	
					229,4	2.043,-					
					2.121,-	2.185,-					
	Extension wardrobe, corner walk-in, incl. 2 mirrors, including interior lighting * for 70133 (90 cm inner drawers) suitable	93193	121,8	207,0	1.500,-	1.546,-	19	901248	69,-	901244	69,-
					229,4	1.546,-					
					1.604,-	1.652,-					
	Basic wardrobe, corner walk-in, fully usable, 2-doors, including interior lighting * for 70133 (90 cm inner drawers) suitable	93198	123,7	207,0	2.137,-	2.202,-	19	901258	148,-	Technically not possible	
					229,4	2.202,-					
					2.287,-	2.356,-					
	Extension wardrobe, corner walk-in, 2 doors, fully usable, including interior lighting * for 70133 (90 cm inner drawers) suitable	93199	121,8	207,0	1.921,-	1.978,-	19	901248	69,-	901244	69,-
					229,4	1.978,-					
					2.052,-	2.114,-					



Lightning for walk in corner 2 doors

	1 Top mounted LED, basic	90051			313,-	313,-					
	1 Top mounted LED, extension	90050			244,-	244,-					
	1 Spot LED, basic	90341			212,-	212,-					
	1 Spot LED, extension	90340			125,-	125,-					
	1 Pencil LED, basic	90351			212,-	212,-					
	1 Pencil LED, extension	90350			125,-	125,-					

Angled units

	Basic angled wardrobe, 5 shelves 1 door left 1 door right	93612 93712	43,1 43,1	207,0	1.049,-	1.081,-	19 L	901438	118,-	Technically not possible	
					229,4	1.081,-					
					1.123,-	1.155,-	33 L	90621	118,-		
							19 R	902438	118,-		
							33 R	90721	118,-		
	Extension angled wardrobe, 5 shelves 1 door left 1 door right	93613 93713	41,2 41,2	207,0	831,-	854,-	19 L	901428	53,-	Technically not possible	
					229,4	854,-					
					888,-	916,-	33 L	90611	53,-		
							19 R	902428	53,-		
							33 R	90711	53,-		

Lightning for angled units

	1 Spot LED, basic	90341			212,-	212,-					
	1 Spot LED, extension	90340			125,-	125,-					
	1 Pencil LED, basic	90351			212,-	212,-					
	1 Pencil LED, extension	90350			125,-	125,-					

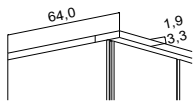
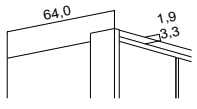


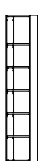

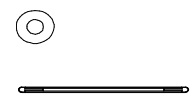
CD STUDIOLINE

Basic and extension open shelf-elements, front drawers

Basic wardrobes incl. 2 outer panels, extension units with 1 centre panel


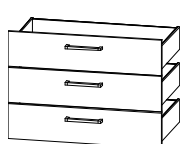
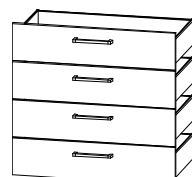
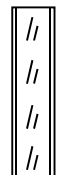

Height 207.0 or 229.4 cm at the same price (item 90015).

Cornice and Frame
H: 19 mm or 33 mm

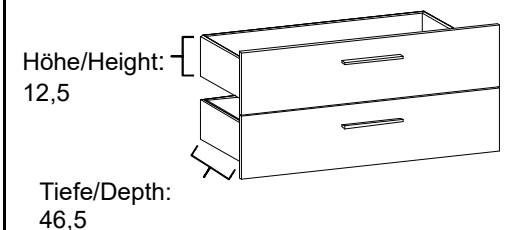
Carcass finishes		Front finishes		Price group		19er + 33er	Cornice		Frame			
Lacquer White	Lacquer White	PG 1										
real wood veneered/lacquer	real wood veneered/lacquer	PG 2										
Ventilation & Space: Allow 3 cm of clearance on the sides and 2 cm above when installing wardrobes.						PG 1	PG 2	Stärke	Cornice	PG 1-2	Frame	PG 1-2
Extension units	Description	Code	W	H	£	£	mm	Code	£	Code	£	
	Basic open shelf-element Start element or free standing 5 shelves	91045	46,4	207,0	858,-	886,-	19	900458	51,-	900454	311,-	
					229,4	886,-			33		900452	122,-
	Extension open shelf-element 5 shelves	91003	44,5	207,0	638,-	656,-	19	900448	42,-	900444	42,-	
					229,4	656,-			33		900442	51,-
	Basic open shelf-element Start element or free standing 5 shelves	91030	31,9	207,0	858,-	886,-	19	900328	122,-	900324	267,-	
					229,4	886,-			33		900322	122,-
	Extension open shelf-element 5 shelves	913003	30,0	207,0	638,-	656,-	19	900308	53,-	900304	53,-	
					229,4	656,-			33		900302	51,-
	1 Spot LED, basic	90341			212,-	212,-		90341	212,-	90341	212,-	
	1 Spot LED, extension	90340			125,-	125,-		90340	125,-	90340	125,-	
	1 Pencil LED, basic	90351			212,-	212,-		90351	212,-	90351	212,-	
	1 Pencil LED, extension	90350			125,-	125,-		90350	125,-	90350	125,-	

Front drawers for plain doors

(incl. partial extension drawer)

Front drawers with handle	Code	W	H	PG 1	PG 2	Internal dimensions of the drawers:
	Set of 2 drawers 45 cm	90302	44,1	44,0	385,-	394,-
	Set of 2 drawers 50 cm	90682	49,2	44,0	394,-	405,-
	Set of 2 drawers 90 cm	90402	88,8	44,0	405,-	419,-
	Set of 2 drawers 100 cm	90782	98,8	44,0	435,-	447,-
	Set of 3 drawers 45 cm	90303	44,1	66,0	534,-	548,-
	Set of 3 drawers 50 cm	90683	49,2	66,0	578,-	594,-
	Set of 3 drawers 90 cm	90403	88,8	66,0	562,-	578,-
	Set of 3 drawers 100 cm	90783	98,8	66,0	605,-	624,-
	Set of 4 drawers 45 cm	90304	44,1	88,0	690,-	711,-
	Set of 4 drawers 50 cm	90684	49,2	88,0	748,-	771,-
	Set of 4 drawers 90 cm	90404	88,8	88,0	718,-	739,-
	Set of 4 drawers 100 cm	90784	98,8	88,0	769,-	789,-
	Mirror above front drawers Mirror LHF door	90628	45er	34,1	88,-	88,-
	Mirror above front drawers Mirror RHF door	90728	45er	34,1	88,-	88,-
	Mirror above front drawers Mirror LHF door	90658	50er	39,1	88,-	88,-
	Mirror above front drawers Mirror RHF door	90758	50er	39,1	88,-	88,-
Change to rail set with full-extension runner (59.5 mm depth)	79008		per drawer	40,-	40,-	
Change to rail set with full-extension runner (41.7 mm depth)	79009		per drawer	40,-	40,-	

Total width, for following elements:
45er 50er 90er 100er
Internal width:
38,7 43,7 83,3 93,3



CD STUDIOLINE

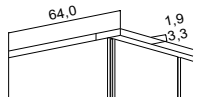
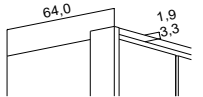
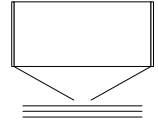

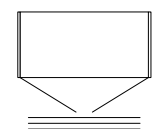
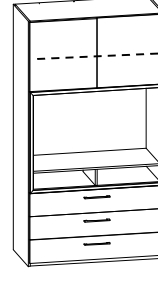



Basic and extension TV-elements in veneer and lacquer white, extension

TV-elements incl. 1 middle panel

Height 207.0 or 229.4 cm at the same price (item 90015).

For all fronts

Cornice and Frame
H: 19 mm or 33 mm

Carcass finishes	Front finishes	Price group				19er + 33er	Cornice		Frame		
Lacquer White	Lacquer White	PG 1									
real wood veneered/lacquer	real wood veneered/lacquer	PG 2									
Ventilation & Space: Allow 3 cm of clearance on the sides and 2 cm above when installing wardrobes.		PG 1	PG 2			Stärke	Cornice	PG 1-2	Frame	PG 1-2	
Extension units	Description	Code	W	H	£	£	mm	Code	£	Code	£
TV-1											
	Basic TV-element, 2 doors Push To Open (PTO), for 43 inch TVs, 3 front drawers, 2 cable outlets, open compartment in carcass colour or lacquer white	93120	121,8	207,0	2.712,-	2.795,-	19	901218	184,-	901214	327,-
					229,4	2.712,-			2.795,-		33
	Swivel mechanism										
	as before, but as an add-on element	93129	119,9	207,0	2.475,-	2.549,-	19	901198	109,-	901194	109,-
					229,4	2.475,-	33	901192	109,-	901195	109,-
	no depth reduction because of the swivel mechanism				242,2	2.625,-					
Extension units	Description	Code	W	H	£	£	mm	Code	£	Code	£
TV-2											
	Basic TV-element, 2 doors Push To Open (PTO), for free standing TVs, 3 front drawers, 2 cable outlets, open compartment in carcass colour or lacquer white	94120	121,8	207,0	2.609,-	2.689,-	19	901218	184,-	901214	327,-
					229,4	2.609,-			2.689,-		33
	Open compartment										
	as before, but as an add-on element	94129	119,9	207,0	2.374,-	2.445,-	19	901198	109,-	901194	109,-
					229,4	2.374,-	33	901192	109,-	901195	109,-
					242,2	2.514,-					
	1 Top mounted LED, basic	90051			313,-	313,-		90051	313,-	90051	313,-
	1 Top mounted LED, extension	90050			244,-	244,-		90050	244,-	90050	244,-
	2 Spot LEDs, basic	90342			320,-	320,-		90341	212,-	90341	212,-
	1 Spot LED, extension	90340			125,-	125,-		90340	125,-	90340	125,-
	(Quantity of 2, for TV elements)										
	1 Pencil LED, basic	90351			212,-	212,-		90351	212,-	90351	212,-
	1 Pencil LED, extension	90350			125,-	125,-		90350	125,-	90350	125,-

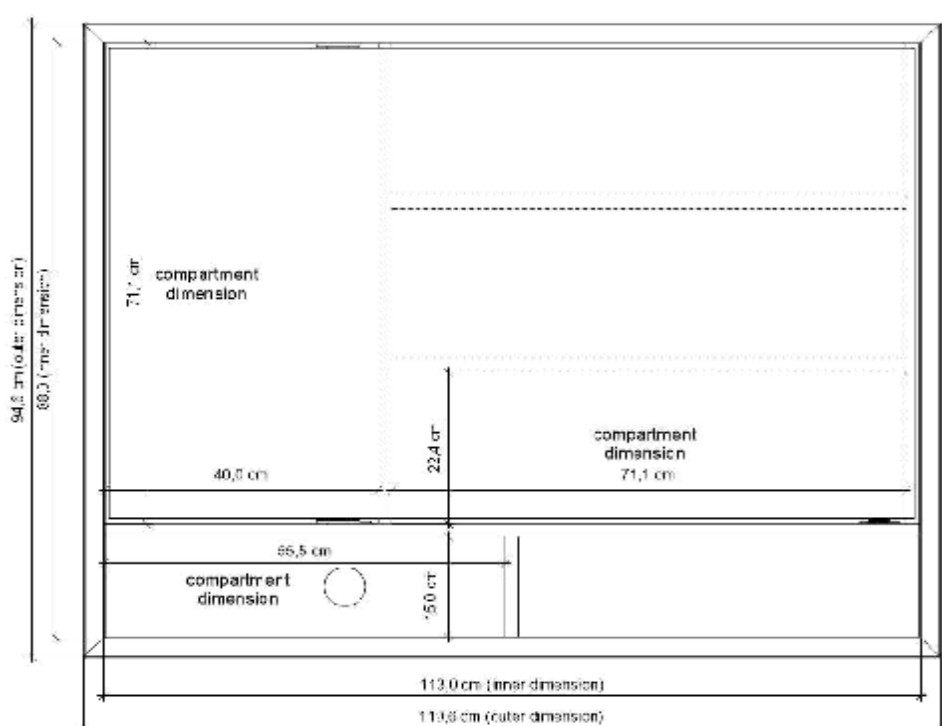
We recommend an extendable wall bracket with scissor fittings for even loading and long-lasting use of the panel.

TV-compartments:

TV-1: 90° swivel screen panel, l/r swiveling, for max 43 inch TVs, max. width 101 cm, max. weight 15 kg. Please consider the ventilation specifications of your TV manufacturer!

TV-2: Open compartment for free standing TVs.

Compartment division:



Swiveling panel left/right



Closed view



Open compartment for free standing TVs



Split front drawers, continuous front section

CD STUDIOLINE


Basic wardrobes, 1 to 4 doors with accent band , incl. two outer panels

2 shelves per unit, 1 hanging rail, 1 handle, carcass inside in white lacquer. Depth 59.5 cm incl. front. Height 207.0 or 229.4 cm at the same price (item 90015).


DOORS WITH ACCENT BAND

Cornice and Frame
H:19 mm or 33 mm

Carcass finishes		Front finishes		Price group									
Lacquer White		Lacquer White		PG 1				19er		Cornice		Frame	
real wood veneered/lacquer		real wood veneered/lacquer		PG 2				33er					
Ventilation & Space: Allow 3 cm of clearance on the sides and 2 cm above when installing wardrobes.						PG 1	PG 2	Thick.	Cornice	PG 1-2	Frame	PG 1-2	
Basic units	Ground view	Description	Code	W	H	£	£	mm	Code	£	Code	£	
1 door element 		1 door left, 45 1 door right, 45	97345 97045	46,4 46,4	207,0 229,4 242,2	725,- 725,- 819,-	746,- 746,- 842,-	19 33	900458 900452	51,- 122,-	900454 900455	311,- 267,-	
		1 door left, 50 1 door right, 50	97350 97050	51,4 51,4	207,0 229,4 242,2	748,- 748,- 799,-	771,- 771,- 824,-	19 33	900508 900502	51,- 51,-	900504 900505	311,- 311,-	
		1 Spot LED, basic 1 Pencil LED, basic								90341 90351	212,- 212,-	90341 90351	212,- 212,-
2 door element 		2 doors, 90	97090	91,0	207,0 229,4 242,2	1.015,- 1.015,- 1.084,-	1.042,- 1.042,- 1.116,-	19 33	900908 900902	74,- 148,-	900904 900905	332,- 293,-	
		2 doors, 100	97100	101,0	207,0 229,4 242,2	1.072,- 1.072,- 1.144,-	1.102,- 1.102,- 1.178,-	19 33	901008 901002	74,- 74,-	901004 901005	332,- 332,-	
		1 Top mounted LED, basic 1 Spot LED, basic 1 Pencil LED, basic								90051 90341 90351	313,- 212,- 212,-	90051 90341 90351	313,- 212,- 212,-
3 door element 		3 doors, 90/45R	97135	135,5	207,0 229,4 242,2	1.610,- 1.610,- 1.723,-	1.659,- 1.659,- 1.776,-	19 33	901358 901352	95,- 189,-	901354 901355	352,- 329,-	
		3 doors, 90/50R	97140	140,5	207,0 229,4 242,2	1.677,- 1.677,- 1.868,-	1.728,- 1.728,- 1.847,-	19 33	901408 901402	95,- 95,-	901404 901405	352,- 352,-	
		3 doors, 100/50R	97150	150,5	207,0 229,4 242,2	1.728,- 1.728,- 1.847,-	1.781,- 1.781,- 1.903,-	19 33	901508 901502	95,- 95,-	901504 901505	352,- 352,-	
4 door element 		4 doors, 90/90	97180	180,1	207,0 229,4 242,2	1.870,- 1.870,- 1.997,-	1.926,- 1.926,- 2.057,-	19 33	901808 901802	109,- 228,-	901804 901805	366,- 373,-	
		4 doors, 100/90	97190	190,1	207,0 229,4 242,2	1.988,- 1.988,- 2.126,-	2.047,- 2.047,- 2.190,-	19 33	901908 901902	109,- 109,-	901904 901905	366,- 366,-	
		4 doors, 100/100	97200	200,1	207,0 229,4 242,2	2.052,- 2.052,- 2.195,-	2.114,- 2.114,- 2.261,-	19 33	902008 902002	109,- 109,-	902004 902005	366,- 366,-	
	2 Top mounted LEDs, basic 2 Spot LEDs, basic 2 Pencil LEDs, basic								90052 90342 90352	440,- 320,- 320,-	90052 90342 90352	440,- 320,- 320,-	
	Second depth 41,7 cm	90017	without charge										



Handles:



CD STUDIOLINE

Basic wardrobes, 5 to 6 doors with accent band , incl. two outer panels

2 shelves per unit, 1 hanging rail, 1 handle, carcass inside in white lacquer. Depth 59.5 cm incl. front. Height 207.0 or 229.4 cm at the same price (item 90015).

DOORS WITH ACCENT BAND

Cornice and Frame
H:19 mm or 33 mm

Carcass finishes		Front finishes		Price group				19er + 33er		Cornice		Frame		
Lacquer White		Lacquer White		PG 1										
real wood veneered/lacquer		real wood veneered/lacquer		PG 2										
Ventilation & Space: Allow 3 cm of clearance on the sides and 2 cm above when installing wardrobes.						PG 1	PG 2			Thick.	Cornice	PG 1-2	Frame	PG 1-2
Basic units	Ground view	Description	Code	W	H	£	£		mm	Code	£	Code	£	
5 door element 		5 doors, 90/45R/90	97225	224,6	207,0 229,4 242,2	2.427,- 2.427,- 2.595,-	2.501,- 2.501,- 2.675,-		19 33	902258 902252	129,- 267,-	902254 902255	387,- 412,-	
		5 doors, 90/50R/90	97230	229,6	207,0 229,4 242,2	2.597,- 2.597,- 2.779,-	2.678,- 2.678,- 2.862,-		19 33	902308 902302	129,- 129,-	902304 902305	387,- 387,-	
		5 doors, 100/50R/90	97240	239,6	207,0 229,4 242,2	2.625,- 2.625,- 2.806,-	2.703,- 2.703,- 2.892,-		19 33	902408 902402	129,- 129,-	902404 902405	387,- 387,-	
		5 doors, 100/50R/100	97250	249,6	207,0 229,4 242,2	2.678,- 2.678,- 2.864,-	2.758,- 2.758,- 2.951,-		19 33	902508 902502	129,- 129,-	902504 902505	387,- 387,-	
		2 Top mounted LEDs, basic 3 Spot LEDs, basic 3 Pencil LEDs, basic									90052 90343 90353	440,- 442,- 442,-	90052 90343 90353	440,- 442,- 442,-
6 door element 		6 doors, 90/90/90	97270	269,2	207,0 229,4 242,2	2.710,- 2.710,- 2.898,-	2.793,- 2.793,- 2.988,-		19 33	902708 902702	152,- 293,-	902704 902705	410,- 440,-	
		6 doors, 90/100/90	97280	279,2	207,0 229,4 242,2	2.873,- 2.873,- 3.071,-	2.958,- 2.958,- 3.163,-		19 33	902808 902802	152,- 152,-	902804 902805	410,- 410,-	
		6 doors, 100/90/100	97290	289,2	207,0 229,4 242,2	2.963,- 2.963,- 3.172,-	3.055,- 3.055,- 3.266,-		19 33	902908 902902	152,- 152,-	902904 902905	410,- 410,-	
		6 doors, 100/100/100	97300	299,2	207,0 229,4 242,2	2.979,- 2.979,- 3.188,-	3.071,- 3.071,- 3.285,-		19 33	903008 903002	152,- 152,-	903004 903005	410,- 410,-	
		2 Top mounted LEDs, basic 1 Top mounted LED, basic 3 Spot LEDs, basic 3 Pencil LEDs, basic									90052 90053 90343 90353	440,- 578,- 442,- 442,-	90052 90053 90343 90353	440,- 578,- 442,- 442,-
	For 45 cm and 90 cm elements For 50 cm and 100 cm elements	Mirror, accent band door: Mirror LHF door Mirror RHF door Mirror, accent band door: Mirror LHF door Mirror RHF door	90617 90717 90687 90787			88,- 88,- 88,- 88,-	88,- 88,- 88,- 88,-							
		Second depth 41,7 cm	90017										without charge	



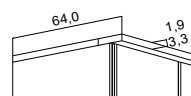
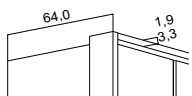
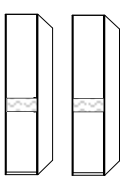
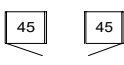
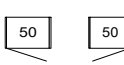
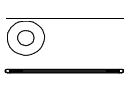
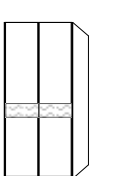
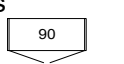
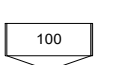
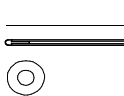
CD STUDIOLINE

Extension wardrobes, 1 to 2 doors with accent band , incl. centre panel

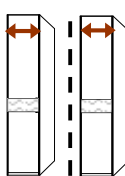
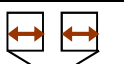
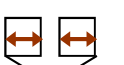
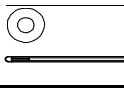
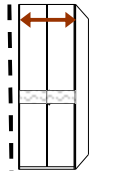
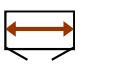

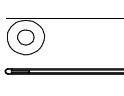

2 shelves per unit, 1 hanging rail, 1 handle, carcass inside in white lacquer. Depth 59.5 cm incl. front. Height 207.0 or 229.4 cm at the same price (item 90015).

DOORS WITH ACCENT BAND

Cornice and Frame
H:19 mm or 33 mm

Carcass finishes		Front finishes		Price group		19er + 33er	Cornice		Frame			
Lacquer White	real wood veneered/lacquer	Lacquer White	real wood veneered/lacquer	PG 1	PG 2							
Ventilation & Space: Allow 3 cm of clearance on the sides and 2 cm above when installing wardrobes.						PG 1	PG 2	Thick. mm	Cornice Code	PG 1-2 £	Frame Code	PG 1-2 £
Extension units	Ground view	Description	Code	W	H	£	£					
Extension unit 1 door 		1 door left, 45 1 door right, 45	97144 97244	44,5 44,5	207,0 229,4 242,2	621,- 621,- 663,-	638,- 638,- 681,-	19 33	900448 900442	42,- 51,-	900444 900445	42,- 51,-
		1 door left, 50 1 door right, 50	97149 97249	49,5 49,5	207,0 229,4 242,2	663,- 663,- 704,-	681,- 681,- 727,-	19 33	900498 900492	42,- 42,-	900494 900495	42,- 42,-
		1 Spot LED, extension 1 Pencil LED, extension								90340 90350	125,- 125,-	90340 90350
Extension unit 2 doors 		2 doors, 90	97089	89,1	207,0 229,4 242,2	893,- 893,- 953,-	920,- 920,- 983,-	19 33	900898 900892	58,- 86,-	900894 900895	58,- 86,-
		2 doors, 90	97099	99,1	207,0 229,4 242,2	973,- 973,- 1.040,-	1.001,- 1.001,- 1.072,-	19 33	900998 900992	58,- 58,-	900994 900995	58,- 58,-
		1 Top mounted LED, 1 Spot LED, extension 1 Pencil LED, extension								90050 90340 90350	244,- 125,- 125,-	90050 90340 90350

Basic and extension flexible elements, doors with accent band

Flex element 1 door 		Basic flexible element 1 door left 1 door right	997350 997050	21,9 - 51,4	207,0 229,4 242,2	969,- 969,- 1.063,-	996,- 996,- 1.093,-	19 33	900508 900502	51,- 51,-	900504 900505	311,- 311,-
		Extension flexible element 1 door left 1 door right	997149 997249	20-49 20-49	207,0 229,4 242,2	992,- 992,- 1.042,-	1.022,- 1.022,- 1.075,-	19 33	900498 900492	42,- 42,-	900494 900495	42,- 42,-
		1 Spot LED, extension 1 Pencil LED, extension								90340 90350	125,- 125,-	90340 90350
Flex element 2 doors 		Basic flexible element 2 doors	997100	41,9 - 101	207,0 229,4 242,2	1.325,- 1.325,- 1.394,-	1.364,- 1.364,- 1.436,-	19 33	901008 901002	74,- 74,-	901004 901005	332,- 332,-
		Extension flexible element 2 doors	997099	40-99 40-99	207,0 229,4 242,2	1.383,- 1.383,- 1.454,-	1.424,- 1.424,- 1.498,-	19 33	900998 900992	58,- 58,-	900994 900995	58,- 58,-
		1 Spot LED, extension 1 Pencil LED, extension								90340 90350	125,- 125,-	90340 90350
	Second depth 41,7 cm	90017	without charge									

Selection for the accent band . if different from the carcass:

							
--	---	---	---	---	--	---	---



Example:
Colour 1602, accent band wildoak,
Carcass and front in lacquer white

CD STUDIOLINE

Basic and add-on corner wardrobes, angled wardrobes

Basic wardrobes incl. 2 outer panels, extension units with 1 centre panel

2 shelves per unit, 1 hanging rail, 1 handle, carcass inside in white lacquer. Depth 59.5 cm incl. front.

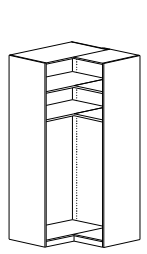
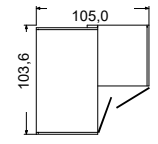
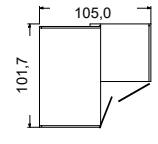
Height 207.0 or 229.4 cm at the same price (item 90015).

DOORS WITH ACCENT BAND




Cornice and Frame
H:19 mm or 33 mm

Carcass finishes	Front finishes	Price group			19er + 33er	Cornice		Frame	
Lacquer White	Lacquer White	PG 1							
real wood veneered/lacquer	real wood veneered/lacquer	PG 2							

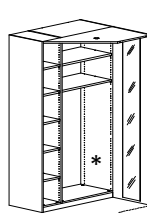
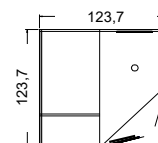
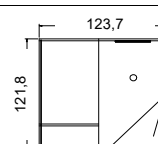
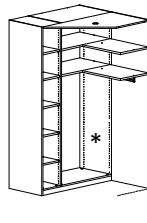
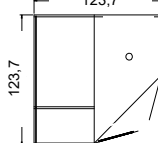
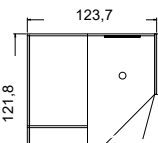
Ventilation & Space: Allow 3 cm of clearance on the sides and 2 cm above when installing wardrobes.

Corner unit 90°	Description	Code	W	H	PG 1 £	PG 2 £	Thick. mm	Cornice Code	PG 1-2 £	Frame Code	PG 1-2 £	
		Basic corner wardrobe 90°, 2-doors	97196	105,0	207,0	2.022,-	2.082,-	19	901048	148,-	Technically not possible	
						2.022,-	2.082,-					
		Extension corner wardrobe 90°, 2 doors (for cornice/frame, 2 lights necessary)	97197	102,0	207,0	1.781,-	1.834,-	19	901038 901032	90,- 90,-	901034 901035	90,- 90,-
						1.781,-	1.834,-					



Lightning for corner 90°

	1 Top mounted LED, basic	90051			313,-	313,-					
	1 Top mounted LED, extension	90050			244,-	244,-					
	2 Spot LEDs, basic	90342			320,-	320,-					
	1 Spot LED, extension	90340			125,-	125,-					
	(Quantity of 2, for corner unit 90°)										
	2 Pencil LEDs, basic	90352			320,-	320,-					
	1 Pencil LED, extension	90350			125,-	125,-					
	(Quantity of 2, for corner unit 90°)										

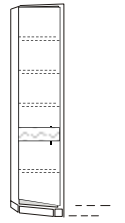
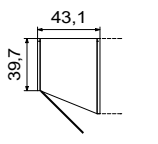
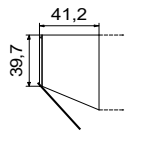
Walk in corner 2 doors

		Basic wardrobe, corner walk-in, 2-doors, incl. 2 mirrors, including interior lighting * for 70133 (90 cm inner drawers) suitable	97192	123,7	207,0	2.123,-	2.188,-	14,-	19	901258	148,-	Technically not possible	
						2.123,-	2.188,-						
		Extension wardrobe, corner walk-in, incl. 2 mirrors, including interior lighting * for 70133 (90 cm inner drawers) suitable	97193	121,8	207,0	1.622,-	1.670,-	19	33	901248 90421	69,- 69,-	901244 90425	69,- 69,-
						1.622,-	1.670,-						
		Basic wardrobe, corner walk-in, fully usable, 2-doors, including interior lighting * for 70133 (90 cm inner drawers) suitable	97198	123,7	207,0	2.277,-	2.346,-	19	33	901258 90821	148,- 148,-	Technically not possible	
						2.277,-	2.346,-						2.436,-
		Extension wardrobe, corner walk-in, 2 doors, fully usable, including interior lighting * for 70133 (90 cm inner drawers) suitable	97199	121,8	207,0	2.057,-	2.121,-	19	33	901248 90421	69,- 69,-	901244 90425	69,- 69,-
						2.057,-	2.121,-						



Lightning for walk in corner 2 doors

	1 Top mounted LED, basic	90051			313,-	313,-					
	1 Top mounted LED, extension	90050			244,-	244,-					
	1 Spot LED, basic	90341			212,-	212,-					
	1 Spot LED, extension	90340			125,-	125,-					
	1 Pencil LED, basic	90351			212,-	212,-					
	1 Pencil LED, extension	90350			125,-	125,-					

Angled units

		Basic angled wardrobe, 5 shelves 1 door left 1 door right	97612 97712	43,1 43,1	207,0	1.104,-	1.139,-	19 L	33 L	901438 90621	118,- 118,-	Technically not possible
						1.104,-	1.139,-					
		Extension angled wardrobe, 5 shelves 1 door left 1 door right	97613 97713	41,2 41,2	207,0	886,-	914,-	19 L	33 L	901428 90611	53,- 53,-	Technically not possible
						886,-	914,-					

Lightning for angled units

	1 Spot LED, basic	90341			212,-	212,-					
	1 Spot LED, extension	90340			125,-	125,-					
	1 Pencil LED, basic	90351			212,-	212,-					
	1 Pencil LED, extension	90350			125,-	125,-					

CD STUDIOLINE

Basic and extension open shelf-elements, front drawers

Basic wardrobes incl. 2 outer panels, extension units with 1 centre panel

Height 207.0 or 229.4 cm at the same price (item 90015).

Cornice and Frame
H:19 mm or 33 mm

Carcass finishes		Front finishes			Price group			19er + 33er	Cornice		Frame	
Lacquer		Lacquer White			PG 1							
real wood veneered/lacquer		real wood veneered/lacquer			PG 2							
Ventilation & Space: Allow 3 cm of clearance on the sides and 2 cm above when installing wardrobes.					PG 1	PG 2		Stärke	Cornice	PG 1-2	Frame	PG 1-2
Extension units	Description	Code	W	H	£	£	mm		Code	£	Code	£
	Basic open shelf-element 5 shelves	91045	46,4	207,0 229,4 242,2	858,-	886,-	19	900458	51,-	900454	311,-	
					858,-	886,-			33		900452	122,-
	Extension open shelf-element 5 shelves	91003	44,5	207,0 229,4 242,2	638,-	656,-	19	900448	42,-	900444	42,-	
					638,-	656,-			33		900442	51,-
	Basic open shelf-element 5 shelves	91030	31,9	207,0 229,4 242,2	858,-	886,-	19	900328	122,-	900324	267,-	
					858,-	886,-			33		900322	122,-
	Extension open shelf-element 5 shelves	913003	30,0	207,0 229,4 242,2	638,-	656,-	19	900308	53,-	900304	53,-	
					638,-	656,-			33		900302	51,-
	1 Spot LED, basic	90341			212,-	212,-		90341	212,-	90341	212,-	
	1 Spot LED, extension	90340			125,-	125,-		90340	125,-	90340	125,-	
	1 Pencil LED, basic	90351			212,-	212,-		90351	212,-	90351	212,-	
	1 Pencil LED, extension	90350			125,-	125,-		90350	125,-	90350	125,-	

Front drawers for doors with accent band (incl. partial extension drawer)

Front drawers with handle		Code	W	H	PG 1	PG 2	Internal dimensions of the drawers:
	Set of 4 drawers 45 cm	91304	44,1	86,4	690,-	711,-	Total width, for following elements: 45 cm 50 cm 90 cm 100 cm Internal width: 38,7 43,7 83,3 93,3
	Set of 4 drawers 50 cm	91684	49,2	86,4	748,-	771,-	
	Set of 4 drawers 90 cm	91404	88,8	86,4	718,-	739,-	
	Set of 4 drawers 100 cm	91784	98,8	86,4	769,-	789,-	
	Mirror above front drawers						Höhe/Height: 12,5 Tiefe/Depth: 46,5
	Mirror LHF door	90627	43,9		88,-	88,-	
Mirror RHF door	90727	43,9		88,-	88,-		
Mirror above front drawers							
Mirror LHF door	90688	48,9		88,-	88,-		
Mirror RHF door	90788	48,9		88,-	88,-		
Change to rail set with full-extension runner (59.5 mm depth)		79008		per drawer	40,-	40,-	
Change to rail set with full-extension runner (41.7 mm depth)		79009		per drawer	40,-	40,-	



CD STUDIOLINE

Sliding doors / colour / price options

Carcass always inside in LACQUER white. In height 207+229 cm at the same price in real wood veneer. If so, please indicate at your order.

Example for sliding doors



Design 1, 8 cassettes coloured



Design 2, 4 cassettes coloured, 4 mirrored



Design 30, 8 cassettes coloured, 2 accent band panels

Carcass lacquer:

		CARCASS AND ACCENT BAND			
		Lacquer White	Lacquer Basalt	Lacquer Satin Grey	Lacquer Taupe
Front:					
Lacquer White	PG1	1602 (160.02.02)	PG2 1655 (160.02.05)	1653 (160.02.10)	1657 (160.02.11)
Lacquer Sand	PG2	1612 (160.21.02)	1615 (160.21.05)	1613 (160.21.10)	1617 (160.21.11)
Lacquer Taupe	PG2	1632 (160.23.02)	1635 (160.23.05)	1633 (160.23.10)	1607 (160.23.11)
Lacquer Satin Grey	PG2	1622 (160.22.02)	1625 (160.22.05)	1603 (160.22.10)	1627 (160.22.11)
Lacquer Basalt	PG2	1672 (160.19.02)	1605 (160.19.05)	1673 (160.19.10)	1677 (160.19.11)
Heart beech	PG2	1642 (160.09.02)	1645 (160.09.05)	1643 (160.09.10)	1647 (160.09.11)
Wild oak	PG2	1662 (160.06.02)	1665 (160.06.05)	1663 (160.06.10)	1667 (160.06.11)
Balken oak	PG2	1692 (160.04.02)	1695 (160.04.05)	1693 (160.04.10)	1697 (160.04.11)

The code number in (xxx.xx.xx) will come into force in the course of 2025. We will inform you early. Until then, nothing will change for your orders.

Carcass veneered:

		CARCASS AND ACCENT BAND		
		Heartbeech	Wildoak	Balkenoak
Front:				
Lacquer White	PG2	1659 (160.02.09)	1656 (160.02.06)	1654 (160.02.04)
Lacquer Sand	PG2	1619 (160.21.09)	1616 (160.21.06)	1614 (160.21.04)
Lacquer Taupe	PG2	1639 (160.23.09)	1636 (160.23.06)	1634 (160.23.04)
Lacquer Satin Grey	PG2	1629 (160.22.09)	1626 (160.22.06)	1624 (160.22.04)
Lacquer Basalt	PG2	1679 (160.19.09)	1676 (160.19.06)	1674 (160.19.04)
Heart beech	PG2	1609 (160.09.09)	-	-
Wild oak	PG2	-	1606 (160.06.06)	-
Balken oak	PG2	-	-	1604 (160.04.04)

Selection for the accent band, if different from the carcass:

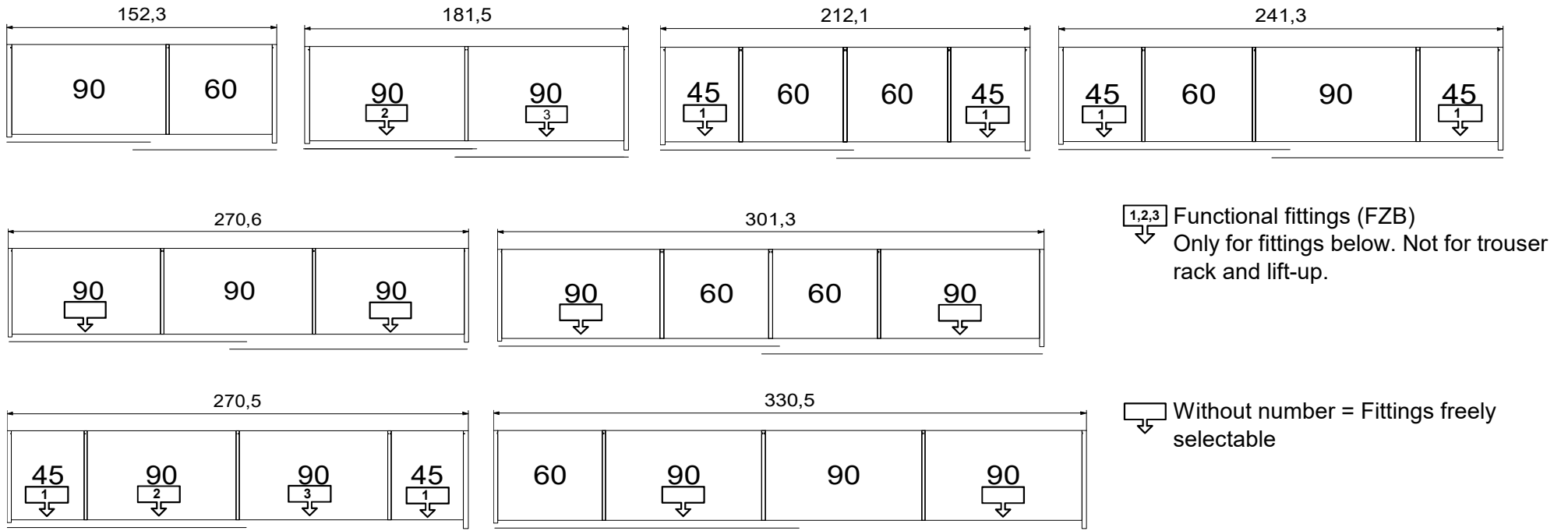


CD STUDIOLINE

Hinged doors design / colour / price options

Carcass always inside in LACQUER white. In height 207+229 cm at the same price in real wood veneer. If so, please indicate at your order.

Positioning sequences for sliding doors and functional fittings (FZB) for labeled units.



Internal drawers must be fitted with an L/R filler so that they can be opened when the door is pushed open.

	Code		PG 1-2		Code		PG 1-2
	70122	Internal drawers, Set of 2 2 drawers, W/H 45/37 cm	493,-		70622	Internal drawers, Set of 3 3 drawers, W/H 45/54 cm	644,-
	71633	Internal drawers, Set of 2 2 drawers, W/H 90/37 cm	532,-		71733	Internal drawers, Set of 3 3 drawers, W/H 90/54 cm	684,-
	72633	Internal drawers, Set of 2 2 drawers, W/H 90/37 cm	532,-		72733	Internal drawers, Set of 3 3 drawers, W/H 90/54 cm	684,-



CD STUDIOLINE

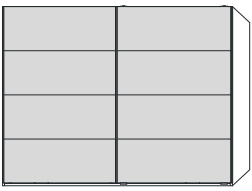

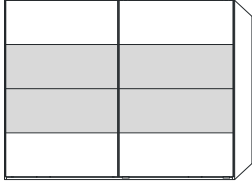
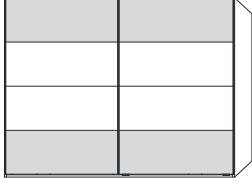
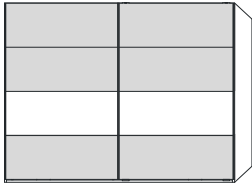
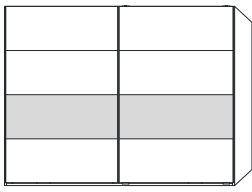
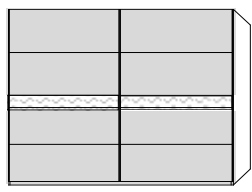
Sliding door wardrobes

Handle strips always in nickel coloured, veneered handle strips are available for a surcharge.

2 shelves per unit, 1 hanging rail, 1 handle, carcass inside in white lacquer. Depth 68,0cm incl. front.

Sliding door height 230.4 or 208.0 cm same price (90040)

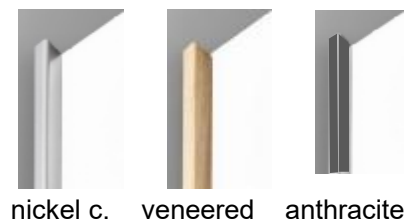
Ventilation & Space: Allow 3 cm of clearance on the sides and 2 cm above when installing wardrobes.

Carcass finishes		Front finishes					Handle strip		Price group		
Lacquer White		Lacquer White					nickel coloured		PG 1		
real wood veneered/lacquer		real wood veneered/lacquer					nickel coloured		PG 2		
Incl. soft close		Slider	150	180	210	240	270	270	300	330	
Optionally with opening damper, see following page		Width	152,3 cm	181,5 cm	212,1 cm	241,3 cm	270,6	270,6 cm	301,3 cm	330,5 cm	
		Elements	90/60	90/90	45/60/60/45	45/60/90/45	90/90/90	45/90/90/45	90/60/60/90	60/90/90/90	
	Design 1 H: 230/208 cm	Code	961500	961800	962100	962400	962700	962710	963000	963300	
		PG 1 / £	2.103,-	2.103,-	2.158,-	2.234,-	2.328,-	2.328,-	2.530,-	2.834,-	
		PG 2 / £	2.167,-	2.167,-	2.225,-	2.300,-	2.397,-	2.397,-	2.606,-	2.921,-	
8 cassettes front colour	H: 243 cm	PG 1-2 / £	2.314,-	2.314,-	2.379,-	2.459,-	2.563,-	2.563,-	2.788,-	3.124,-	
	Design 2 H: 230/208 cm	Code	961504	961804	962104	962404	962704	962714	963004	963304	
		PG 1 / £	2.363,-	2.363,-	2.448,-	2.501,-	2.590,-	2.590,-	2.850,-	3.103,-	
		PG 2 / £	2.436,-	2.436,-	2.524,-	2.579,-	2.671,-	2.671,-	2.938,-	3.197,-	
4 cassettes front colour, 4 mirrors	H: 243 cm	PG 1-2 / £	2.604,-	2.604,-	2.698,-	2.758,-	2.855,-	2.855,-	3.142,-	3.423,-	
	Design 20 H: 230/208 cm	Code	961544	961844	962144	962444	962744	962724	963044	963344	
		PG 1 / £	2.103,-	2.103,-	2.158,-	2.234,-	2.328,-	2.328,-	2.530,-	2.834,-	
		PG 2 / £	2.167,-	2.167,-	2.225,-	2.300,-	2.397,-	2.397,-	2.606,-	2.921,-	
4 cassettes front colour 4 cassettes carcass colour	H: 243 cm	PG 1-2 / £	2.314,-	2.314,-	2.379,-	2.459,-	2.563,-	2.563,-	2.788,-	3.124,-	
	Design 21 H: 230/208 cm	Code	961554	961854	962154	962454	962754	962734	963054	963354	
		PG 1 / £	2.103,-	2.103,-	2.158,-	2.234,-	2.328,-	2.328,-	2.530,-	2.834,-	
		PG 2 / £	2.167,-	2.167,-	2.225,-	2.300,-	2.397,-	2.397,-	2.606,-	2.921,-	
4 cassettes front colour 4 cassettes carcass colour	H: 243 cm	PG 1-2 / £	2.314,-	2.314,-	2.379,-	2.459,-	2.563,-	2.563,-	2.788,-	3.124,-	
	Design 22 H: 230/208 cm	Code	961506	961806	962106	962406	962706	962716	963006	963306	
		PG 1 / £	2.103,-	2.103,-	2.158,-	2.234,-	2.328,-	2.328,-	2.530,-	2.834,-	
		PG 2 / £	2.167,-	2.167,-	2.225,-	2.300,-	2.397,-	2.397,-	2.606,-	2.921,-	
6 cassettes front colour 2 cassettes carcass colour	H: 243 cm	PG 1-2 / £	2.314,-	2.314,-	2.379,-	2.459,-	2.563,-	2.563,-	2.788,-	3.124,-	
	Design 4 H: 230/208 cm	Code	961502	961802	962102	962402	962702	962712	963002	963302	
		PG 1 / £	2.103,-	2.103,-	2.158,-	2.234,-	2.328,-	2.328,-	2.530,-	2.834,-	
		PG 2 / £	2.167,-	2.167,-	2.225,-	2.300,-	2.397,-	2.397,-	2.606,-	2.921,-	
2 cassettes front colour 6 cassettes carcass colour	H: 243 cm	PG 1-2 / £	2.314,-	2.314,-	2.379,-	2.459,-	2.563,-	2.563,-	2.788,-	3.124,-	
	Design 30 H: 230/208 cm	Code	911508	911808	912108	912408	912708	912718	913008	913308	
		PG 1 / £	2.583,-	2.583,-	2.657,-	2.694,-	2.802,-	2.802,-	3.013,-	3.315,-	
		PG 2 / £	2.662,-	2.662,-	2.740,-	2.777,-	2.887,-	2.887,-	3.105,-	3.416,-	
8 cassettes front colour with accent band	H: 243 cm	PG 1-2 / £	2.848,-	2.848,-	2.931,-	2.967,-	3.087,-	3.087,-	3.324,-	3.655,-	

Selection for the accent band, if different from the carcass:



Change to a handle strip anthracite	Code	95003	o.Ber.
Change to a handle strip veneered	Code	96003	274,-



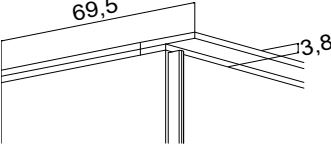
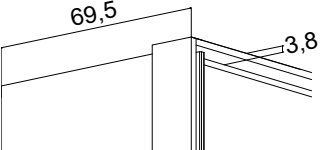
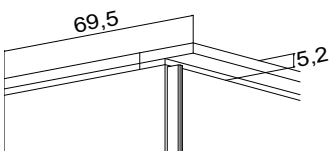
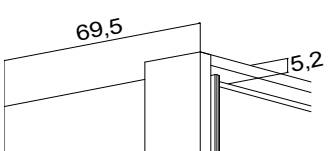




CD STUDIOLINE

Cornices, frames and lights for sliding door robes


The cornice and the frame are available in two material thicknesses, 19 mm and 33 mm. For the door opening, we require a 19 mm thick spacer strip on the left, right and top, see dimensions, 3.8 and 5.2 cm.

Heights: Standard 230.4 cm! Optionally 208 cm. Wardrobe height + 3.8 or 5.2 cm.

Ventilation & Space: Allow 3 cm of clearance on the sides and 2 cm above when installing wardrobes.

Overhang: Cornices are always flush with the carcass and include returns. Frames overhang 3.8 or 5.2 cm one each side.		Slider	150	180	210	240	270	270	300	330
		Elements	90/60	90/90	45/60/60/45	45/60/90/45	45/90/90/45	90/90/90	90/60/60/90	60/90/90/90
	Cornice, 1,9 cm	Code PG 1-2	901509 180,-	901809 221,-	902109 251,-	902409 260,-	902709 281,-	902709 281,-	903009 318,-	903309 362,-
	Frame, 1,9 cm	Code PG 1-2	901503 306,-	901803 380,-	902103 444,-	902403 481,-	902703 532,-	902703 532,-	903003 587,-	903303 707,-
	Cornice, 3,3 cm	Code PG 1-2	901501 180,-	901801 221,-	902101 251,-	902401 260,-	902701 281,-	902701 281,-	903001 318,-	903301 362,-
	Frame, 3,3 cm	Code PG 1-2	901500 306,-	901800 380,-	902100 444,-	902400 481,-	902700 532,-	902700 532,-	903000 587,-	903300 707,-
Lighting										
	Spot LED	Code PG 1-2	90342 320,-	90342 320,-	90342 320,-	90342 320,-	90344 532,-	90344 532,-	90344 532,-	90344 532,-
		Number	2	2	2	2	4	4	4	4
	Pencil LED	Code PG 1-2	90352 320,-	90352 320,-	90352 320,-	90352 320,-	90352 320,-	90352 320,-	90354 532,-	90354 532,-
		Number	2	2	2	2	2	2	4	4
	Top mounted LED, width: 60 cm, height: plus 6 cm	Code PG 1-2	90052 440,-	90052 440,-	90052 440,-	90052 440,-	90052 440,-	90052 440,-	90053 578,-	90053 578,-
		Number	2	2	2	2	2	2	3	3
	4-channel remote control (1 channel included): 1-channel adapter as an addition Function: Spot LED: light/dark dimmable + light color 2,700-6,000 Kelvin Pencil LED: light/dark dimmable + light color 2,700-6,000 Kelvin Top mounted: light/dark dimmable + light color 2,700-6,000 Kelvin								90005 90405	122,- 46,-
Door opening damper, dampens when opening the door (1 piece)		Code	70038	166,-						

Spot LED



Pencil LED



Top mounted LED

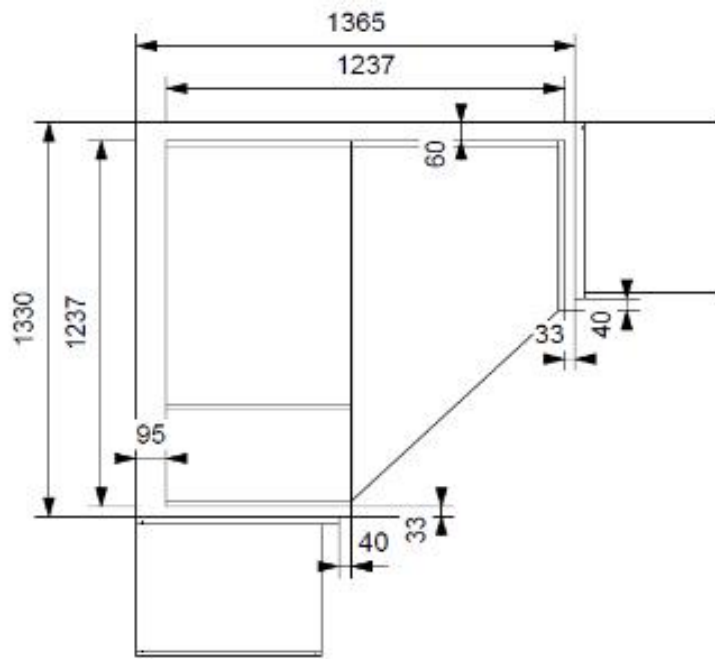


CD STUDIOLINE

Dimensional allowance when fitting corner wardrobes to sliding-door wardrobes.

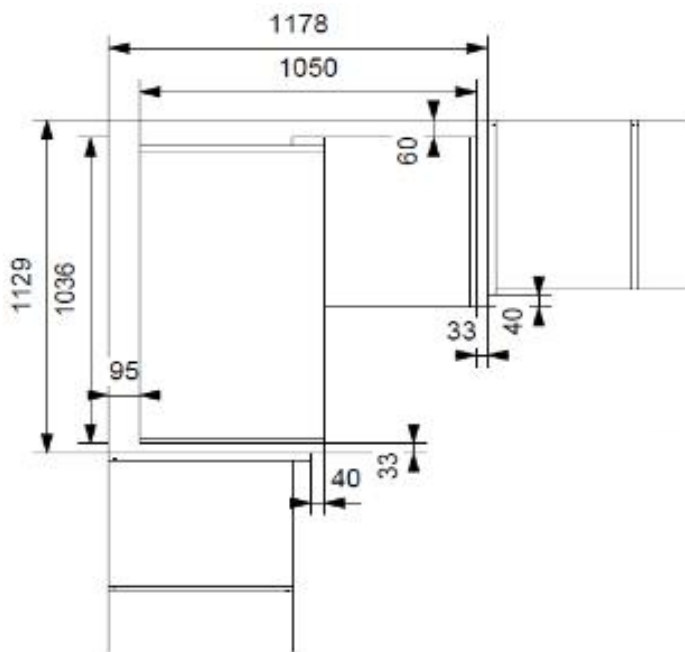
When you add on a corner robe next to a sliding door robe, you need a dimensional allowance for the wall. The resulting dimensions are shown in the drawings below.

Walk in corner, 2-doors



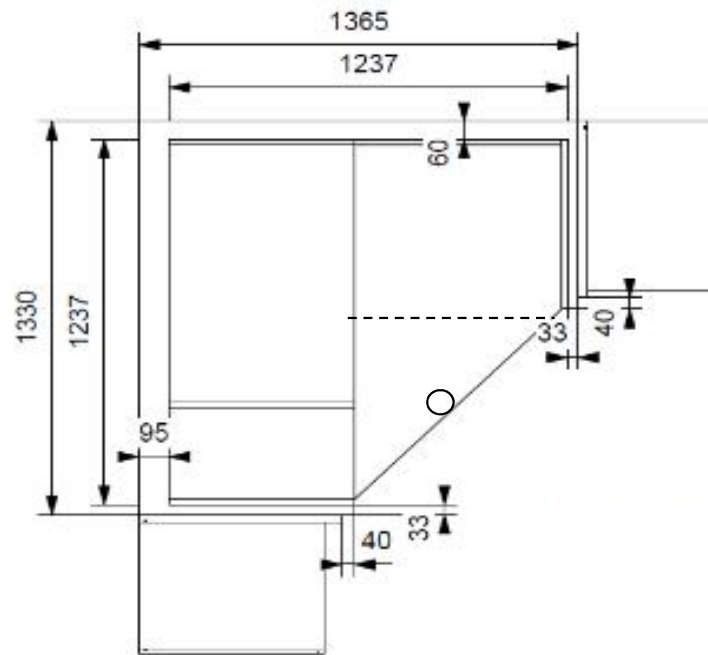
BASIC WARDROBE

90° corner wardrobe, 2-doors



BASIC WARDROBE

Walk in corner, 2-doors, fully usable

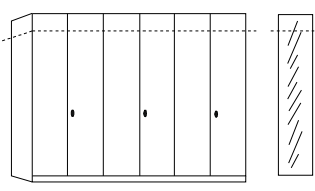
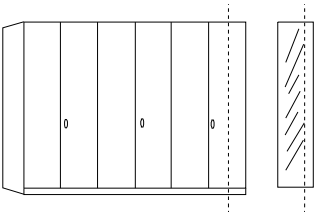
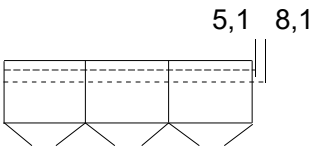
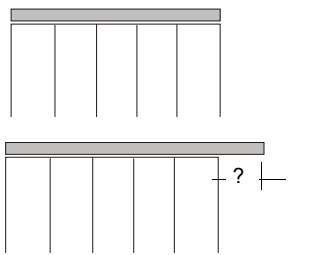
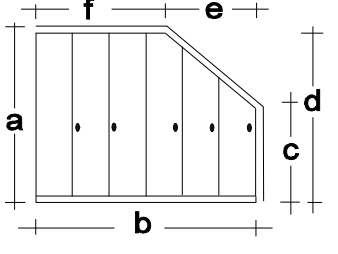
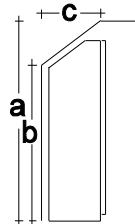
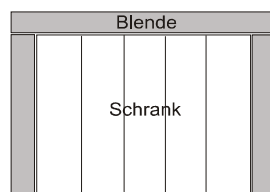




BASIC WARDROBE

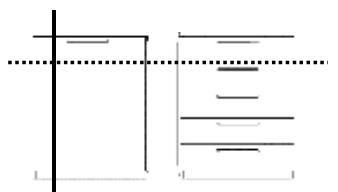
CD STUDIOLINE

Special options

Installation instructions: For installation in a niche, you need at least 3 cm clearance in the width and 2 cm clearance to the ceiling.

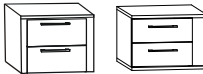




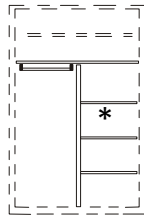


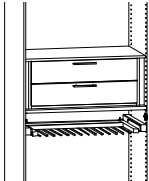
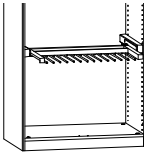
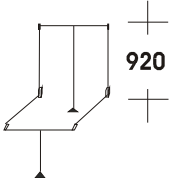

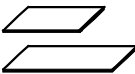
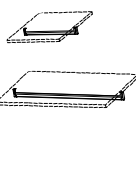
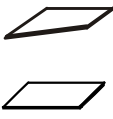

Description		Code	PG 1-2
 <p>Hinged doors: Height reductions (grid dimension 3.2 cm) Plinth reductions max. 2 cm, at hinged doors Sliding door robes: At height of 208 cm, the 1st cassette is always shortened from above.</p>	each door	90010	152,-
	each mirror	90020	65,-
	each unit	90030	136,-
	Individual reduction not possible	90040	o.B.
 <p>Hinged doors: Width reduction Width reduction Width reduction Width reduction Sliding door robes:</p>	at single doors	90006	251,-
	at one door (from a double door element)	90008	251,-
	at two doors (from a double door element)	90009	322,-
	each mirror	90022	74,-
	individual reductions are not possible		
 <p>Depth reductions of at least 2 cm, but not possible at the rang of 5.1 - 8.1 cm. No reductions at internal drawers. Second depth 41,7 cm</p>	each unit	90016	329,-
	(incl.front drawers, if required)	90017	no charge
 <p>Wardrobe frame flush with side Cornice or Wardrobe frame with ? cm overhang left and/or right.</p>		90210	no charge
	left	90300	63,-
	right	90301	63,-
 <p>Angeled at the side, 1 door elements only</p>	each door	90101	564,-
	(not in the area of the accent band.)		
 <p>Angeled at the back</p>	each unit	90012	564,-
 <p>Blende Schrank</p> <p>Filler panels: Total length (without joint) max. 228 cm Veneered and finished edge</p>	per m ²	71000	375,-
	per meter	71001	60,-
 <p>Outer panel Outer panel</p>	left	91415	251,-
	right	91405	251,-
 <p>Wardrobes without doors, for your dressing room</p>		90090	-40%

Special fitting cupboard units

 <p>Door units and drawer chests (only in drawer grid dimensions) Width reduction Door units</p>		20003	134,-
	not at drawers	20001	247,-

CD STUDIOLINE

Interiors

Set of two drawers	Description	Code	PG 1-2	Set of two drawers	Description	Code	PG 1-2
	Internal drawers 2er Set 45 L 45 cm, door LHF 45 R 45 cm, door RHF 45 cm W/H 45/37 cm 50er 2 drawers, W/H 50/37 cm Effective dimensions W: 27,1, H: 14,0, T: 44,7	73122 70122	493,- 493,-		Internal drawers 3er Set 45 L 45 cm, door LHF 45 R 45 cm, door RHF 45 cm W/H 45/54 cm 50er 3 drawers, W/H 50/54 cm Effective dimensions W: 27,1, H: 14,0, T: 44,7	71622 70622	644,- 644,-
	90er 2 drawers, W/H 90/37 cm Effective dimensions W: 66,8, H: 14,0, T: 44,7 100er 2 drawers, W/H 100/37 cm Effective dimensions W: 76,8, H: 14,0, T: 44,7	70133 70153	532,- 539,-		90er 3 drawers, W/H 90/54 cm Effective dimensions W: 66,8, H: 14,0, T: 44,7 100er 3 drawers, W/H 100/54 cm Effective dimensions W: 76,8, H: 14,0, T: 44,7	70633 70653	677,- 684,-
 Internal drawers can be fitted at variable heights with an additional shelf.							
	Comfort set for 90 cm elements for 100 cm elements incl. 1 middle wall, h:160.5 cm, 3 shelves and a short hanging rail for 45+50 cm internal drawers suitabel	91335 91350	428,- 440,-		Interior mirror, 135.0 x 30.6 cm	70004	122,-
	Set of 4 wide angled hinges 165°, with door absorber, nicht für Ecken, Schrägen, Schrankkommoden	70024	118,-		Comfortably zone: Set of internal drawers and trousers rack, 90 cm Set of internal drawers and trousers rack, 100 cm	70130 70131	1.008,- 1.139,-
	Trousers rack 90 cm, for 14 trousers Trousers rack 100 cm, for 16 trousers (Variable height)	70330 70335	481,- 601,-		Clothes lift for elements from 90 cm, load capacity 10 kg (Flexible to adjust in width)	70045	394,-
	Internal wardrobe LED light, one sensor per bar 1 LED light 2 LED lights 3 LED lights	71041 71042 71043	251,- 343,- 435,-		Shelf for shelf 45 cm shelf 50 cm shelf 60 cm shelf 90 cm shelf 100 cm beveled shelf left beveled shelf right shelf 30 cm, for shelf element shelf 45 cm, for shelf element	71010 71051 71061 71011 71099 71018 71028 71030 71045	86,- 90,- 95,- 111,- 115,- 113,- 113,- 86,- 86,-
	Hanging rail Hanging rail 45 cm Hanging rail 50 cm Hanging rail 60 cm Hanging rail 90 cm Hanging rail, 100 cm	70040 70050 70061 70041 70100	67,- 67,- 67,- 67,- 67,-		Shelf for shelf for walk in corner fully usable	71129 71128	221,- 233,-
	4-channel remote control (1 channel included) Spot LED Pencil LED Top mounted LED 1-channel adapter as an addition	90005 90405	122,- 46,-	Function: ON/OFF light/dark dimmable + light color 2,700-6,000 Kelvin light/dark dimmable + light color 2,700-6,000 Kelvin light/dark dimmable + light color 2,700-6,000 Kelvin			

Attention please:

Please consider the check mark in the elements of the sliding doors! These elements are fully usable for interiors only!



1. LED light panel, inside
2. Comfortably zone
3. Trousers rack
4. Clothes lift
5. Comfort fitment
6. Internal drawers
7. Shelf
8. Clothes rail





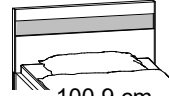

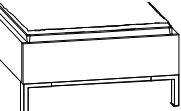
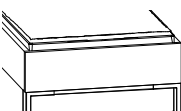



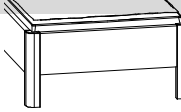

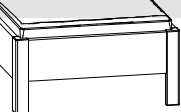


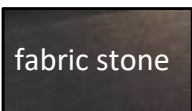

Drawers can be fitted variably with an extra shelf.

CD STUDIOLINE

SINGLE BEDS 90 - 120 cm incl. slat

Carcase finishes	Front	Price group
Lacquer White	Lacquer white	PG 1
real wood veneered/lacquer	real wood veneered/lacquer	PG 2

Bed frame in carcass colour. Mattress frame insert depth max 18 cm. Height adjustable in 4 positions, by a grid dimension of 2,5 cm. Beds from 140 cm are equipped with a longitudinal crossbar!



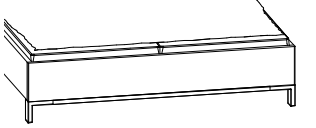
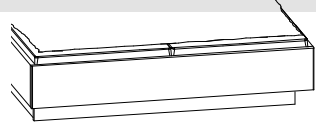
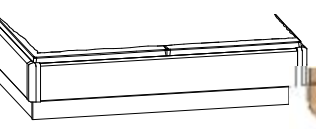

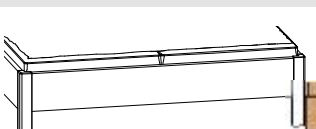

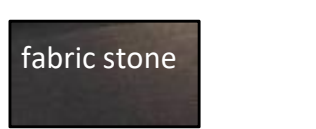
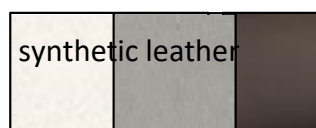
 Headboard height (HBH) Siderail height (SRH) Depth 200/190 cm/ width	Curved headboard, Please indicate the socket left or right at single beds!			Upholstered headboard Rondo, synthetic leather elephant			Upholstered headboard quilted, synthetic leather elephant			Headboard Multicolor, application nickel coloured			Headboard Multicolor, application anthracite				
	 96,8 cm 48,4 cm +21 / +9	 104,5 cm 48,4 cm +22 / +9	 104,6 cm 48,4 cm +16 / +9	 100,9 cm 48,4 cm +10 / +9	 100,9 cm 48,4 cm +10 / +9	length	Code	PG 1	PG 2	Code	PG 1	PG 2	Code	PG 1	PG 2	Code	PG 1
Angled feet nickel cloured 	90/200	813389	1.431,-	1.475,-	812389	1.627,-	1.675,-	814389	1.627,-	1.675,-	815389	1.712,-	1.762,-	-	-	-	
	100/200	823389	1.431,-	1.475,-	822389	1.627,-	1.675,-	824389	1.627,-	1.675,-	825389	1.712,-	1.762,-	-	-	-	
	120/200	843389	1.431,-	1.475,-	842389	1.627,-	1.675,-	844389	1.627,-	1.675,-	845389	1.712,-	1.762,-	-	-	-	
Angled feet anthracite 	90/200	818338	1.431,-	1.475,-	812338	1.627,-	1.675,-	814338	1.627,-	1.675,-	-	-	-	817338	1.712,-	1.762,-	
	100/200	828338	1.431,-	1.475,-	822338	1.627,-	1.675,-	824338	1.627,-	1.675,-	-	-	-	827338	1.712,-	1.762,-	
	120/200	848338	1.431,-	1.475,-	842338	1.627,-	1.675,-	844338	1.627,-	1.675,-	-	-	-	847338	1.712,-	1.762,-	
Floating footend 	90/200	81438	1.493,-	1.539,-	81538	1.677,-	1.728,-	816382	1.677,-	1.728,-	819389	1.788,-	1.840,-	818389	1.788,-	1.840,-	
	100/200	82438	1.493,-	1.539,-	82538	1.677,-	1.728,-	826382	1.677,-	1.728,-	829389	1.788,-	1.840,-	828389	1.788,-	1.840,-	
	120/200	84438	1.493,-	1.493,-	84538	1.677,-	1.728,-	846382	1.677,-	1.728,-	849389	1.788,-	1.840,-	848389	1.788,-	1.840,-	
Floating footend, soft  	90/200	813383	1.528,-	1.574,-	812383	1.719,-	1.771,-	814383	1.771,-	1.824,-	816383	1.829,-	1.884,-	818383	1.829,-	1.884,-	
	100/200	823383	1.528,-	1.574,-	822383	1.719,-	1.771,-	824383	1.771,-	1.824,-	826383	1.829,-	1.884,-	828383	1.829,-	1.884,-	
	120/200	843383	1.528,-	1.574,-	842383	1.719,-	1.771,-	844383	1.771,-	1.921,-	846383	1.829,-	1.884,-	848383	1.829,-	1.884,-	
Footend soft  	90/200	813385	1.548,-	1.594,-	812385	1.719,-	1.771,-	818385	1.742,-	1.794,-	811385	1.829,-	1.884,-	817385	1.829,-	1.884,-	
	100/200	823385	1.548,-	1.594,-	822385	1.719,-	1.771,-	828385	1.742,-	1.794,-	821385	1.829,-	1.884,-	827385	1.829,-	1.884,-	
	120/200	843385	1.548,-	1.594,-	842385	1.719,-	1.771,-	848385	1.742,-	1.794,-	841385	1.829,-	1.884,-	847385	1.829,-	1.884,-	
Footend straight  	90/200	813382	1.548,-	1.594,-	812382	1.742,-	1.794,-	818382	1.742,-	1.794,-	811382	1.829,-	1.884,-	818238	1.829,-	1.884,-	
	100/200	823382	1.548,-	1.594,-	822382	1.742,-	1.794,-	828382	1.742,-	1.794,-	821382	1.829,-	1.884,-	828238	1.829,-	1.884,-	
	120/200	843382	1.548,-	1.594,-	842382	1.742,-	1.794,-	848382	1.742,-	1.794,-	841382	1.829,-	1.884,-	848238	1.829,-	1.884,-	
One slat 	Width:	Length: 200			Length: 190			We supply all single beds with one slatted frame, please state the corresponding code number. We do not sell slatted frames without a matching bed									
	90	71201	n.c.	n.c.	71101	n.c.	n.c.										
	100	72201	n.c.	n.c.	72101	n.c.	n.c.										
	120	74201	n.c.	n.c.	74101	n.c.	n.c.										
	Change to fabric Stone, colour: Anthracite				80154	n.c.	n.c.	80132	n.c.	n.c.	-	-	-	-	-	-	
		Change to synthetic leather:				80161	n.c.	n.c.	80165	n.c.	n.c.	-	-	-	-	-	-
White				80179	n.c.	n.c.	80167	n.c.	n.c.	-	-	-	-	-	-		
Stone grey Elephant				-	-	-	-	-	-	-	-	-	-	-	-		
Headboard Multicolor with accent band:					Solid driftwood heartbeech					80176	299,-	299,-	80176	299,-	299,-		
					Solid driftwood wildoak					80177	299,-	299,-	80177	299,-	299,-		
					Solid driftwood balkenoak					80178	299,-	299,-	80178	299,-	299,-		

CD STUDIOLINE

DOUBLE BEDS 150 - 200 cm incl. slats

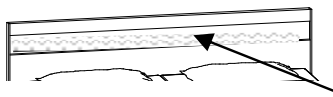

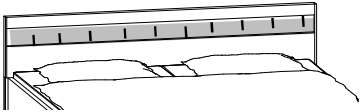

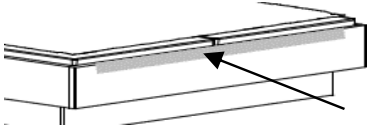
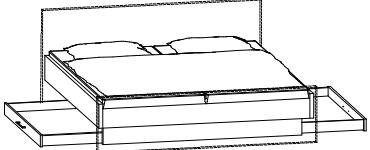
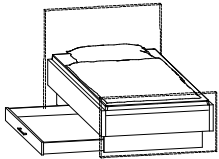
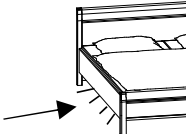
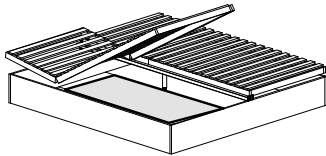

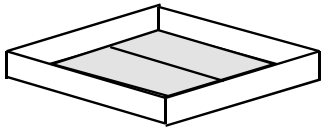

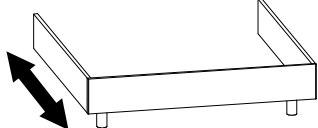
Carcase finishes	Front	Price group
Lacquer White	Lacquer white	PG 1
real wood veneered/lacquer	real wood veneered/lacquer	PG 2

Bed frame in carcass colour. Mattress frame insert depth max 18 cm. Height adjustable in 4 positions, by a grid dimension of 2,5 cm. Beds from 140 cm are equipped with a longitudinal crossbar!

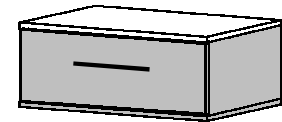
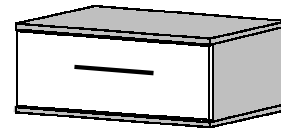
 Headboard height (HBH) Siderail height (SRH) Depth 200/190 cm/ width	Curved headboard, Please indicate the socket left or right at singel beds!			Upholstered headboard Rondo, synthetic leather elephant			Upholstered headboard quilted, synthetic leather elephant			Headboard Multicolor, application nickel coloured			Headboard Multicolor, application anthracite			
	96,8 cm	48,4 cm	+21 / +9	104,5 cm	48,4 cm	+22 / +9	104,6 cm	48,4 cm	+16 / +9	100,9 cm	48,4 cm	+10 / +9	100,9 cm	48,4 cm	+10 / +9	
	length	Code	PG 1	PG 2	Code	PG 1	PG 2	Code	PG 1	PG 2	Code	PG 1	PG 2	Code	PG 1	PG 2
Angled feet nickel cloured 	140/190!	8301	1.620,-	1.668,-	8302	1.811,-	1.868,-	8303	1.811,-	1.868,-	8304	1.898,-	1.955,-	-	-	-
	150/200	8801	1.620,-	1.668,-	8802	1.811,-	1.868,-	8803	1.811,-	1.868,-	8804	1.898,-	1.955,-	-	-	-
	160/200	853389	1.620,-	1.668,-	852389	1.811,-	1.868,-	854389	1.811,-	1.868,-	855389	1.898,-	1.955,-	-	-	-
	180/200	863389	1.620,-	1.668,-	862389	1.811,-	1.868,-	864389	1.811,-	1.868,-	865389	1.898,-	1.955,-	-	-	-
	200/200	873389	1.620,-	1.668,-	872389	1.811,-	1.868,-	874389	1.811,-	1.868,-	875389	1.898,-	1.955,-	-	-	-
Angled feet anthracite 	140/190!	8306	1.620,-	1.668,-	8307	1.811,-	1.868,-	8308	1.811,-	1.868,-	-	-	-	8309	1.898,-	1.955,-
	150/200	8806	1.620,-	1.668,-	8807	1.811,-	1.868,-	8808	1.811,-	1.868,-	-	-	-	8809	1.898,-	1.955,-
	160/200	858338	1.620,-	1.668,-	852338	1.811,-	1.868,-	854338	1.811,-	1.868,-	-	-	-	857338	1.898,-	1.955,-
	180/200	868338	1.620,-	1.668,-	862338	1.811,-	1.868,-	864338	1.811,-	1.868,-	-	-	-	867338	1.898,-	1.955,-
	200/200	878338	1.620,-	1.668,-	872338	1.811,-	1.868,-	874338	1.811,-	1.868,-	-	-	-	877338	1.898,-	1.955,-
Floating footend 	140/190!	83439	1.682,-	1.732,-	83539	1.866,-	1.921,-	833439	1.866,-	1.921,-	8314	1.974,-	2.034,-	8315	1.974,-	2.034,-
	150/200	88439	1.682,-	1.732,-	88539	1.866,-	1.921,-	883439	1.866,-	1.921,-	8814	1.974,-	2.034,-	8815	1.974,-	2.034,-
	160/200	85438	1.682,-	1.732,-	85538	1.866,-	1.921,-	856382	1.866,-	1.921,-	859389	1.974,-	2.034,-	858389	1.974,-	2.034,-
	180/200	86439	1.682,-	1.732,-	86539	1.866,-	1.921,-	863439	1.866,-	1.921,-	869389	1.974,-	2.034,-	868389	1.974,-	2.034,-
	200/200	87438	1.682,-	1.732,-	87538	1.866,-	1.921,-	876382	1.866,-	1.921,-	879389	1.974,-	2.034,-	878389	1.974,-	2.034,-
Floating footend, soft 	140/190!	831539	1.716,-	1.767,-	832539	1.905,-	1.962,-	833539	1.905,-	1.962,-	8319	2.018,-	2.077,-	8320	2.018,-	2.077,-
	150/200	881539	1.716,-	1.767,-	882539	1.905,-	1.962,-	883539	1.905,-	1.962,-	8819	2.018,-	2.077,-	8820	2.018,-	2.077,-
	160/200	853383	1.716,-	1.767,-	852383	1.905,-	1.962,-	854383	1.905,-	1.962,-	856383	2.018,-	2.077,-	858383	2.018,-	2.077,-
	180/200	861539	1.716,-	1.767,-	862539	1.905,-	1.962,-	863539	1.905,-	1.962,-	866383	2.018,-	2.077,-	868383	2.018,-	2.077,-
	200/200	873383	1.716,-	1.767,-	872383	1.905,-	1.962,-	874383	1.905,-	1.962,-	876383	2.018,-	2.077,-	878383	2.018,-	2.077,-
Footend soft 	140/190!	8321	1.735,-	1.788,-	8322	1.930,-	1.988,-	8323	1.930,-	1.988,-	8324	2.018,-	2.077,-	8325	2.018,-	2.077,-
	150/200	8821	1.735,-	1.788,-	8822	1.930,-	1.988,-	8823	1.930,-	1.988,-	8824	2.018,-	2.077,-	8825	2.018,-	2.077,-
	160/200	853385	1.735,-	1.788,-	852385	1.930,-	1.988,-	858385	1.930,-	1.988,-	851385	2.018,-	2.077,-	857385	2.018,-	2.077,-
	180/200	863385	1.735,-	1.788,-	862385	1.930,-	1.988,-	868385	1.930,-	1.988,-	861385	2.018,-	2.077,-	867385	2.018,-	2.077,-
	200/200	873385	1.735,-	1.788,-	872385	1.930,-	1.988,-	878385	1.930,-	1.988,-	871385	2.018,-	2.077,-	877385	2.018,-	2.077,-
Footend straight 	140/190!	8326	1.735,-	1.788,-	8327	1.930,-	1.988,-	8328	1.930,-	1.988,-	8329	2.018,-	2.077,-	8330	2.018,-	2.077,-
	150/200	8826	1.735,-	1.788,-	8827	1.930,-	1.988,-	8828	1.930,-	1.988,-	8829	2.018,-	2.077,-	8830	2.018,-	2.077,-
	160/200	853382	1.735,-	1.788,-	852382	1.930,-	1.988,-	858382	1.930,-	1.988,-	851382	2.018,-	2.077,-	858238	2.018,-	2.077,-
	180/200	863382	1.735,-	1.788,-	862382	1.930,-	1.988,-	868382	1.930,-	1.988,-	861382	2.018,-	2.077,-	868238	2.018,-	2.077,-
	200/200	873382	1.735,-	1.788,-	872382	1.930,-	1.988,-	878382	1.930,-	1.988,-	871382	2.018,-	2.077,-	878238	2.018,-	2.077,-
Two slats 	70	79201	n.c.	n.c.	79101	n.c.	n.c.	We supply all double beds with two slatted frames, please state the corresponding code number. We do not sell slatted frames without a matching bed								
	75	791201	n.c.	n.c.	791101	n.c.	n.c.									
	80	70201	n.c.	n.c.	70101	n.c.	n.c.									
	90	71201	n.c.	n.c.	71101	n.c.	n.c.									
	100	72201	n.c.	n.c.	72101	n.c.	n.c.									
	110	73201	n.c.	n.c.	73101	n.c.	n.c.									
	120	74201	n.c.	n.c.	74101	n.c.	n.c.									
fabric stone 	Change to fabric Stone, colour: Anthracite				80154	n.c.	n.c.	80132	n.c.	n.c.	-	-	-	-	-	-
	synthetic leather 	Change to synthetic leather: White				80161	n.c.	n.c.	80165	n.c.	n.c.	-	-	-	-	-
Stone grey				80179	n.c.	n.c.	80167	n.c.	n.c.	-	-	-	-	-	-	
Elephant				-	-	-	-	-	-	-	-	-	-	-	-	
Headboard Multicolor with accent band:					Solid driftwood heartbeech Solid driftwood wildoak Solid driftwood balkenoak						80176	299,-	299,-	80176	299,-	299,-
											80177	299,-	299,-	80177	299,-	299,-
											80178	299,-	299,-	80178	299,-	299,-

CD STUDIOLINE

Beds

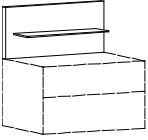
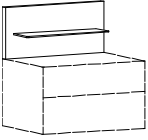
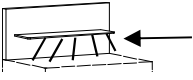
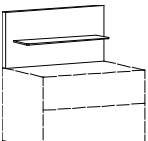

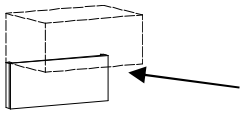


	Description	Bedsizes	Code	PG 1		
	Headboard Multicolor, change to accent band: Solid driftwood heartbeech Solid driftwood wildoak Solid driftwood balkenoak		80176 80177 80178	299,- 299,- 299,-	299,- 299,- 299,-	
	For headboard Multicolor: Height reduction, by grid dimension of 3,2 cm	by max. 16 cm	80014	230,-	230,-	
	LED lights for headboard, Multicolor 90-200 cm		80396	302,-	302,-	
	2 LED bed lights incl. USB adapter 1 LED bed light incl. USB adapter 1.2 watts per light, EKK A++, 230 volts, 1 switch per light.	nickel coloured nickel coloured	80034 80134	306,- 242,-	306,- 242,-	
	2 LED bed lights incl. USB adapter 1 LED bed light incl. USB adapter 1.2 watts per light, EKK A++, 230 volts, 1 switch per light.	Anthracite Anthracite	80033 80133	306,- 242,-	306,- 242,-	
	Upholstery for footend and side rails , W 84 cm / 124 cm / 164 cm, H 4 cm fabric Stone: synthetic leather: synthetic leather: synthetic leather:	Anthracite White Stone grey Elephant	89178 89144 89167 89244	201,- 201,- 201,- 201,-	201,- 201,- 201,- 201,-	
	Bed drawers, left and right for double beds, panel set back approx. 20 cm from the footboard, available in all special lengths for the same size, for widths 140-200 cm.		82000	543,-	543,-	
	Single bed drawers, left or right for single beds, panel set back approx. 20 cm from the footboard, available in all special lengths for the same size, for widths 190-120 cm.	Left	82003	396,-	396,-	
		Right	82004	396,-	396,-	
	Underbed lights (set of 2, 0.9 watts per light, incl. sensor switch)		80009	343,-	343,-	
	Storage box with lift up frame	 more details	90/200	812993	833,-	833,-
			100/200	822993	833,-	833,-
			120/200	Not available		
			140/190	Not available		
			150/200	Not available		
			160/200	852993	1.371,-	1.371,-
			180/200	862993	1.371,-	1.371,-
			200/200	872993	1.371,-	1.371,-
	Storage box without frame Under bed storage for double beds , without frame! Under bed storage for single beds , without frame!		801023	442,-	442,-	
			801123	442,-	442,-	
			80800	120,-	120,-	
	Additional bed length / depth 190 cm 210 cm 220 cm (included at 140x190 cm bed)		80010			
			80030	253,-	253,-	
			80040	253,-	253,-	

CD STUDIOLINE



Bedside cabinets and upright panel

(Drawer runners incl. full extension)

				O-Line			U-Line				
				Grey = carcass			Grey = carcass				
				White = Front colour			White = Front colour				
Description	W	H	D incl. handle	code	PG 1	PG 2		code	PG 1	PG 2	
 Upright panel incl.glass shelf Panel left, 46 cm, shelf clear glass Panel right, 46 cm, shelf clear glass	46,0	30,3	18,0	30316	205,-	212,-		30316	205,-	212,-	
	46,0	30,3	18,0	30326	205,-	212,-		30326	205,-	212,-	
Panel left, 60 cm, shelf clear glass Panel right, 60 cm, shelf clear glass	60,0	30,3	18,0	20316	205,-	212,-		20316	205,-	212,-	
	60,0	30,3	18,0	20326	205,-	212,-		20326	205,-	212,-	
 Upright panel incl.glass shelf Panel left, 46 cm, shelf satin glass Panel right, 46 cm, shelf satin glass	46,0	30,3	18,0	30216	205,-	212,-		30216	205,-	212,-	
	46,0	30,3	18,0	30226	205,-	212,-		30226	205,-	212,-	
Panel left, 60 cm, shelf satin glass Panel right, 60 cm, shelf satin glass	60,0	30,3	18,0	20216	205,-	212,-		20216	205,-	212,-	
	60,0	30,3	18,0	20226	205,-	212,-		20226	205,-	212,-	
 LED glass shelf light for panel LED glass shelf light for panel	60,0			80029	191,-	191,-		80029	191,-	191,-	
	46,0			80037	191,-	191,-		80037	191,-	191,-	
 Upright panel incl.glass shelf Panel left, 46 cm, shelf anthr.glass Panel right, 46 cm, shelf anthr.glass	46,0	30,3	18,0	30416	205,-	212,-		30416	205,-	212,-	
	46,0	30,3	18,0	30426	205,-	212,-		30426	205,-	212,-	
Panel left, 60 cm, shelf anthr.glass Panel right, 60 cm, shelf anthr.glass (no shelf lighting)	60,0	30,3	18,0	20416	205,-	212,-		20416	205,-	212,-	
	60,0	30,3	18,0	20426	205,-	212,-		20426	205,-	212,-	
 Bedside cabinet, 1 drawer, 46er Bedside cabinet, 1 drawer, 60er (Wall fastening to a brick wall)	46,0	22,8	46,0	310011	410,-	421,-		310018	410,-	421,-	
	60,0	22,8	46,0	210011	410,-	421,-		210018	410,-	421,-	
 Support plate Support plate (Only possible if the bedside cabinet is screwed to the side rails of the bed)	46,0	25,8	4,6	30097	127,-	129,-		30097	127,-	129,-	
	60,0	25,8	4,6	20097	127,-	129,-		20097	127,-	129,-	
 Bedside cabinet, 2 drawers, 46er Bedside cabinet, 2 drawers, 60er	46,0	48,6	46,0	320021	513,-	527,-		320028	513,-	527,-	
	60,0	48,6	46,0	220021	513,-	527,-		220028	513,-	527,-	
 Bedside cabinet, 3 drawers Bedside cabinet, 3 drawers	46,0	63,1	46,0	330031	571,-	587,-		330038	571,-	587,-	
	60,0	63,1	46,0	230031	571,-	587,-		230038	571,-	587,-	

2 Designs, 3 heights, can be planned individually

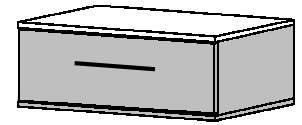
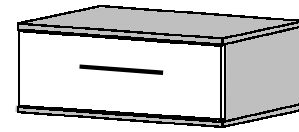


All chests are also available in a single colour. (e.g. version 1602 = white lacquer/white lacquer)

CD STUDIOLINE

Chests

(Drawer runners incl. full extension)



O-Line

U-Line

Grey = carcass

Grey = carcass

White = Front colour

White = Front colour

incl. 2 shelves per door

Description

W H D
incl. handle

code

PG 1



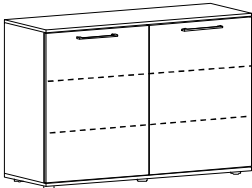



PG 2

code

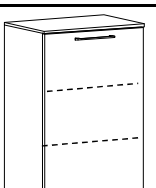

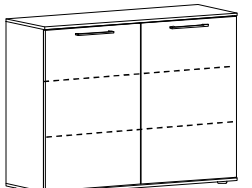

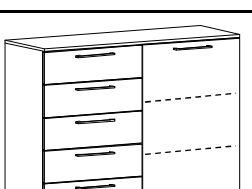

PG 1

PG 2

Chests H: 82,5 cm

	Door unit											
	1 door, left	60,0	82,5	46,0	210161	782,-	803,-		210168	782,-	803,-	
	1 door, right	60,0	82,5	46,0	210261	782,-	803,-		210268	782,-	803,-	
	Chest of 4 drawers	60,0	82,5	46,0	240061	1.137,-	1.171,-		240068	1.137,-	1.171,-	
	Door unit, 2 doors	120,0	82,5	46,0	520061	1.169,-	1.201,-		520068	1.169,-	1.201,-	
	Chest of 4 drawers	120,0	82,5	46,0	540061	1.341,-	1.383,-		540068	1.341,-	1.383,-	
	Unit with 4 drawers and 1 door l/r											
	1 door, left	120,0	82,5	46,0	550161	1.516,-	1.560,-		550168	1.516,-	1.560,-	
	1 door, right	120,0	82,5	46,0	550261	1.516,-	1.560,-		550268	1.516,-	1.560,-	
	Unit with 4 drawers and 2 doors l/r	151,0	82,5	46,0	660061	1.716,-	1.767,-		660068	1.716,-	1.767,-	


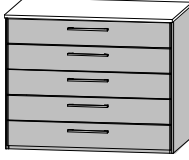
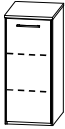
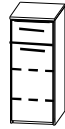



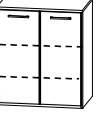
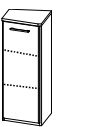
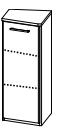
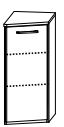
Chests H: 101,5 cm

	Door unit											
	1 door, left	60,0	101,5	46,0	210167	858,-	884,-		210169	858,-	884,-	
	1 door, right	60,0	101,5	46,0	210267	858,-	884,-		210269	858,-	884,-	
	Chest of 5 drawers	60,0	101,5	46,0	250067	1.328,-	1.369,-		250069	1.328,-	1.369,-	
	Door unit, 2 doors	120,0	101,5	46,0	520067	1.284,-	1.323,-		520069	1.284,-	1.323,-	
	Chest of 5 drawers	120,0	101,5	46,0	550067	1.569,-	1.617,-		550069	1.569,-	1.617,-	
	Unit with 5 drawers and 1 door l/r											
	1 door, left	120,0	101,5	46,0	560167	1.771,-	1.824,-		560169	1.771,-	1.824,-	
	1 door, right	120,0	101,5	46,0	560267	1.771,-	1.824,-		560269	1.771,-	1.824,-	
	Unit with 5 drawers and 2 doors l/r	151,0	101,5	46,0	670067	2.004,-	2.064,-		670069	2.004,-	2.064,-	

CD STUDIOLINE

Continuous worktop unit

Up to the length 229 cm with a continuous worktop unit. Incl. 2 shelves and one hanging rail, lacquer white inside.

										
				O-Line	U-Line					
				Grey = carcass	Grey = carcass					
				White = Front colour	White = Front colour					
Same carcass depth as the cupboard (the cover panel protrudes 0.5 cm)										
Each unit has 2 shelves and 1 hanging rail				60,0	42,2	60,0	42,2			
	Description	W	H	code	code	code	code	PG 1	PG 2	
	Basic unit, 45 cm									
	1 door, left	46.4	116,0	61008	61007	61006	61005	513,-	527,-	
	1 door, right	46.4	116,0	61308	61307	61306	61305	513,-	527,-	
	Extension unit, 45 cm									
	Basic unit, 45 cm									
	1 door left, 1 drawer	46.4	116,0	62118	62117	62116	62115	654,-	674,-	
	1 door right, 1 drawer	46.4	116,0	62218	62217	62216	62215	654,-	674,-	
	Extension unit, 45 cm									
	Basic unit, 45 cm									
	1 door left, 1 drawer	44.5	116,0	61208	61207	61206	61205	449,-	463,-	
	1 door right, 1 drawer	44.5	116,0	61108	61107	61106	61105	449,-	463,-	
	Extension unit, 45 cm									
	Basic unit, 45 cm									
	5 drawers	46.4	116,0	65008	65007	65006	65005	831,-	854,-	
	Extension unit, 45 cm									
	5 drawers	44.5	116,0	65208	65207	65206	65205	776,-	796,-	
	Basic unit, 90 cm									
	2 doors, 1 drawer	91.0	116,0	63008	63007	63006	63005	881,-	907,-	
	Extension unit, 90 cm									
	2 doors, 1 drawer	89.1	116,0	63208	63207	63206	63205	815,-	838,-	
	Basic unit, 90 cm									
	5 drawers	91.0	116,0	60008	60007	60006	60005	1.226,-	1.263,-	
	Extension unit, 90 cm									
	5 drawers	89.1	116,0	60208	60207	60206	60205	1.157,-	1.192,-	
	Basic unit, 90 cm									
	2 doors	91.0	116,0	62008	62007	62006	62005	741,-	764,-	
	Extension unit, 90 cm									
	2 doors	89.1	116,0	62208	62207	62206	62205	686,-	704,-	
  L R T 41,7 cm	Angeled basic unit									
	1 door, left	43.1	116,0	61608	-	61606	-	621,-	638,-	
	1 door, right	43.1	116,0	61708	-	61706	-	621,-	638,-	
	Extension angeled unit									
	1 door, left	41.2	116,0	61628	-	61626	-	548,-	564,-	
	1 door, right	41.2	116,0	61728	-	61726	-	548,-	564,-	
Change to rail set with full-extension runner (59.5 mm depth)		per drawer		79008	-	79008	-	40,-	40,-	
Change to rail set with full-extension runner (41.7 mm depth)		per drawer		-	79009	-	79009	40,-	40,-	



O-Line



U-Line